

**Type and meanings**

|           |           |          |           |           |          |          |                          |
|-----------|-----------|----------|-----------|-----------|----------|----------|--------------------------|
| <b>LM</b> | <b>18</b> | <b>-</b> | <b>30</b> | <b>05</b> | <b>N</b> | <b>A</b> | <input type="checkbox"/> |
| 1         | 2         | 3        | 4         | 5         | 6        | 7        |                          |

- 1: Sensor category  
LM: Inductive type  
CM: Capacitive type  
SM: Hall type  
AM: Safety explosion-proof type  
XM: Mimic linear type
- 2: Outward appearance code  
: Cylinder type  
F: Angular column type and plane installation type
- 3: Operating voltage  
30: 6-36VDC  
310: 5-24VDC  
320: 12-60VDC  
20: 90-250VAC  
210: 24-250VAC  
220: 380VAC  
40: 12-240VDC/24-240AC  
50: Special voltage
- 4: Detection distance  
01: 1mm 05: 5mm 10: 10mm
- 5: Output method  
N: Three-line DC NPN output  
P: Three-line DC PNP output  
L: Two-line DC output  
: AC two-wire output  
J: Relay output  
NP: NPN+PNP output
- 6: Output status  
A: NO  
B: NC  
C: NO+NC  
MU: Mimic voltage  
MI: Mimic current
- 7: Auxil function code  
T: With connector  
Y: Water proof, oil proof  
I: Special requirement  
H: High temp resistance  
R: Ring type



LM5 P6-4



LM8 P6-4



LM12 P6-4



LM18 P6-4



LM24 P6-5



LM30 P6-5



LM34 P6-5



LM35 P6-6



LM38 P6-6



LMF1 P6-6



LMF2 P6-6



LMF3 P6-7



LMF5 P6-7



LMF6 P6-7



LMF7 P6-8



























LMF8 P6-8



LMF10 P6-9

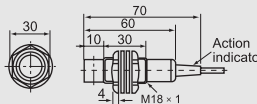
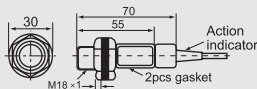
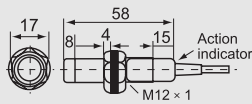
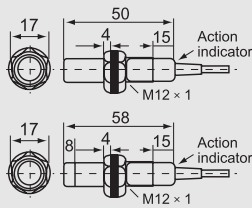
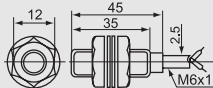
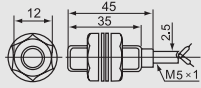


LMF12 P6-9

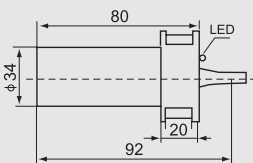
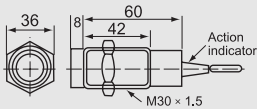
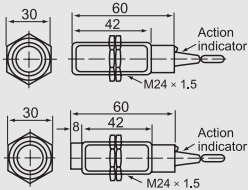
|   |   |  |   |
|---|---|--|---|
|    |    |    |    |
| LMF13 P6-9  | LMF15 P6-9  | LMF22 P6-10  | LMF29 P6-10   |
|    |    |    |    |
| LMF36 P6-10   | LMF37 P6-11   | LMF43 P6-11  | LMF50 P6-11   |
|   |   |   |   |
| LMF55 P6-11   | LM36 P6-12  | LM42 P6-12   | LM48 P6-12  |
|  |  |  |  |
| LM55 P6-12  | LMF45 P6-13   | LMF370 P6-13   | LM8-□□T P6-13   |
|  |  |  |  |
| LM8-□□T3 P6-13  | LM12-□T P6-14   | LM12-□T3 P6-14   | LM18-□T P6-14   |
|  |  |  |  |
| LM18-□T3 P6-14  | LM22-□T P6-14   | LM22-□T3 P6-14   | LM30-□T P6-15   |

|               |             |             |             |
|---------------|-------------|-------------|-------------|
|               |             |             |             |
| LM30-T3 P6-16 | LM6 P6-16   | LM06 P6-16  | LMF4 P6-17  |
|               |             |             |             |
| LMF11 P6-17   | LMF21 P6-17 | LMF14 P6-17 | LMF27 P6-17 |
|               |             |             |             |
| LMF380 P6-18  | LMF23 P6-18 | LMF24 P6-18 | LMF25 P6-18 |
|               |             |             |             |
| CM12 P6-19    | CM18 P6-19  | CM24 P6-19  | CM30 P6-19  |
|               |             |             |             |
| CM34 P6-20    | CM35 P6-20  | CMF37 P6-20 |             |
|               |             |             |             |

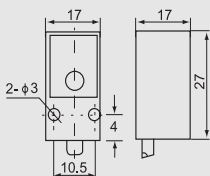
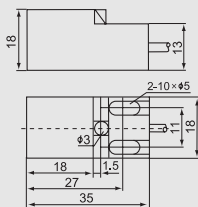
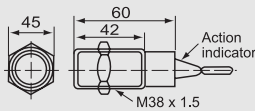
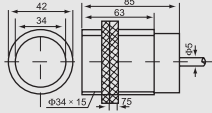
6



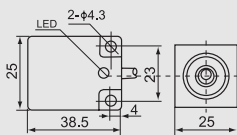
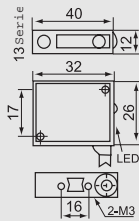
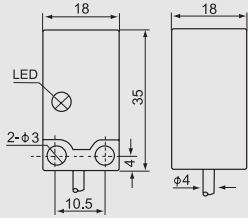
| ModelNo.    | Detection distance | Operating voltage | Output  |        | Mounting method | Response frequency |
|-------------|--------------------|-------------------|---------|--------|-----------------|--------------------|
|             |                    |                   | Method  | Status |                 |                    |
| LM5-3001NA  | 1mm                | DC6-36V           | NFN     | NO     | Flush           | 500Hz              |
| LM5-3001PA  | 1mm                | DC6-36V           | PNP     | NO     | Flush           | 500Hz              |
| LM8-3001NA  | 1mm                | DC6-36V           | NFN     | NO     | Flush           | 500Hz              |
| LM8-3001NB  | 1mm                | DC6-36V           | NFN     | NC     | Flush           | 500Hz              |
| LM8-3001PA  | 1mm                | DC6-36V           | PNP     | NO     | Flush           | 500Hz              |
| LM8-3001PB  | 1mm                | DC6-36V           | PNP     | NC     | Flush           | 500Hz              |
| LM8-3001LA  | 1mm                | DC6-36V           | Twoline | NO     | Flush           | 500Hz              |
| LM8-3001LB  | 1mm                | DC6-36V           | Twoline | NC     | Non-flush       | 500Hz              |
| LM8-3002NA  | 2mm                | DC6-36V           | NFN     | NO     | Non-flush       | 500Hz              |
| LM8-3002NB  | 2mm                | DC6-36V           | NFN     | NC     | Non-flush       | 500Hz              |
| LM8-3002PA  | 2mm                | DC6-36V           | PNP     | NO     | Non-flush       | 500Hz              |
| LM8-3002PB  | 2mm                | DC6-36V           | PNP     | NC     | Non-flush       | 500Hz              |
| LM8-3002LA  | 2mm                | DC6-36V           | Twoline | NO     | Non-flush       | 500Hz              |
| LM8-3002LB  | 2mm                | DC6-36V           | Twoline | NC     | Non-flush       | 500Hz              |
| LM8-2002A   | 2mm                | AC90-250          | SCR     | NO     | Non-flush       | 25Hz               |
| LM12-3002NA | 2mm                | DC6-36V           | NFN     | NO     | Flush           | 400Hz              |
| LM12-3002NB | 2mm                | DC6-36V           | NFN     | NC     | Flush           | 400Hz              |
| LM12-3002NC | 2mm                | DC6-36V           | NFN     | NO+NC  | Flush           | 400Hz              |
| LM12-3002PA | 2mm                | DC6-36V           | PNP     | NO     | Flush           | 400Hz              |
| LM12-3002PB | 2mm                | DC6-36V           | PNP     | NC     | Flush           | 400Hz              |
| LM12-3002PC | 2mm                | DC6-36V           | PNP     | NO+NC  | Flush           | 400Hz              |
| LM12-3002LA | 2mm                | DC6-36V           | Twoline | NO     | Flush           | 400Hz              |
| LM12-3002LB | 2mm                | DC6-36V           | Twoline | NC     | Flush           | 400Hz              |
| LM12-2002A  | 2mm                | AC90-250          | SCR     | NO     | Flush           | 25Hz               |
| LM12-2002B  | 2mm                | AC90-250          | SCR     | NC     | Flush           | 25Hz               |
| LM12-3004NA | 4mm                | DC6-36V           | NFN     | NO     | Non-flush       | 400Hz              |
| LM12-3004NB | 4mm                | DC6-36V           | NFN     | NC     | Non-flush       | 400Hz              |
| LM12-3004NC | 4mm                | DC6-36V           | NFN     | NO+NC  | Non-flush       | 400Hz              |
| LM12-3004PA | 4mm                | DC6-36V           | PNP     | NO     | Non-flush       | 400Hz              |
| LM12-3004PB | 4mm                | DC6-36V           | PNP     | NC     | Non-flush       | 400Hz              |
| LM12-3004PC | 4mm                | DC6-36V           | PNP     | NO+NC  | Non-flush       | 400Hz              |
| LM12-3004LA | 4mm                | DC6-36V           | Twoline | NO     | Non-flush       | 400Hz              |
| LM12-3004LB | 4mm                | DC6-36V           | Twoline | NC     | Non-flush       | 400Hz              |
| LM12-2004A  | 4mm                | AC90-250          | SCR     | NO     | Non-flush       | 25Hz               |
| LM12-2004B  | 4mm                | AC90-250          | SCR     | NC     | Non-flush       | 25Hz               |
| LM18-3005NA | 5mm                | DC6-36V           | NFN     | NO     | Flush           | 200Hz              |
| LM18-3005NB | 5mm                | DC6-36V           | NFN     | NC     | Flush           | 200Hz              |
| LM18-3005NC | 5mm                | DC6-36V           | NFN     | NO+NC  | Flush           | 200Hz              |
| LM18-3005PA | 5mm                | DC6-36V           | PNP     | NO     | Flush           | 200Hz              |
| LM18-3005PB | 5mm                | DC6-36V           | PNP     | NO     | Flush           | 200Hz              |
| LM18-3005PC | 5mm                | DC6-36V           | PNP     | NO+NC  | Flush           | 200Hz              |
| LM18-3005LA | 5mm                | DC6-36V           | Twoline | NO     | Flush           | 200Hz              |
| LM18-3005LB | 5mm                | DC6-36V           | Twoline | NC     | Flush           | 200Hz              |
| LM18-2005A  | 5mm                | AC90-250V         | SCR     | NO     | Flush           | 25Hz               |
| LM18-2005B  | 5mm                | AC90-250A         | SCR     | NC     | Flush           | 25Hz               |
| LM18-2005C  | 5mm                | AC90-250A         | SCR     | NO+NC  | Flush           | 25Hz               |
| LM18-3008NA | 8mm                | DC6-36V           | NFN     | NO     | Non-flush       | 200Hz              |
| LM18-3008NB | 8mm                | DC6-36V           | NFN     | NC     | Non-flush       | 200Hz              |
| LM18-3008NC | 8mm                | DC6-36V           | NFN     | NO+NC  | Non-flush       | 200Hz              |
| LM18-3008PA | 8mm                | DC6-36V           | PNP     | NO     | Non-flush       | 200Hz              |
| LM18-3008PB | 8mm                | DC6-36V           | PNP     | NC     | Non-flush       | 200Hz              |
| LM18-3008PC | 8mm                | DC6-36V           | PNP     | NO+NC  | Non-flush       | 200Hz              |
| LM18-3008LA | 8mm                | DC6-36V           | Twoline | NO     | Non-flush       | 200Hz              |
| LM18-3008LB | 8mm                | DC6-36V           | Twoline | NC     | Non-flush       | 200Hz              |
| LM18-2008A  | 8mm                | AC90-250V         | SCR     | NO     | Non-flush       | 25Hz               |
| LM18-2008B  | 8mm                | AC90-250V         | SCR     | NC     | Non-flush       | 25Hz               |
| LM18-2008C  | 8mm                | AC90-250V         | SCR     | NO+NC  | Non-flush       | 25Hz               |



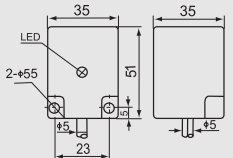
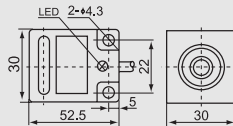
| Model No.   | Detection distance | Operating voltage | Output  |        | Mounting method | Response frequency |
|-------------|--------------------|-------------------|---------|--------|-----------------|--------------------|
|             |                    |                   | Method  | Status |                 |                    |
| LM24-3008NA | 8mm                | DC6-36V           | NPN     | NO     | Flush           | 200Hz              |
| LM24-3008NB | 8mm                | DC6-36V           | NPN     | NC     | Flush           | 200Hz              |
| LM24-3008NC | 8mm                | DC6-36V           | NPN     | NO+NC  | Flush           | 200Hz              |
| LM24-3008PA | 8mm                | DC6-36V           | PNP     | NO     | Flush           | 200Hz              |
| LM24-3008PB | 8mm                | DC6-36V           | PNP     | NC     | Flush           | 200Hz              |
| LM24-3008PC | 8mm                | DC6-36V           | PNP     | NO+NC  | Flush           | 200Hz              |
| LM24-3008LA | 8mm                | DC6-36V           | Twoline | NO     | Flush           | 200Hz              |
| LM24-3008LB | 8mm                | DC6-36V           | Twoline | NC     | Flush           | 200Hz              |
| LM24-2008A  | 8mm                | AC90-250V         | SCR     | NO     | Flush           | 25Hz               |
| LM24-2008B  | 8mm                | AC90-250V         | SCR     | NC     | Flush           | 25Hz               |
| LM24-2008C  | 8mm                | AC90-250V         | SCR     | NO+NC  | Flush           | 25Hz               |
| LM24-3010NA | 10mm               | DC6-36V           | NPN     | NO     | Non-flush       | 200Hz              |
| LM24-3010NB | 10mm               | DC6-36V           | NPN     | NC     | Non-flush       | 200Hz              |
| LM24-3010NC | 10mm               | DC6-36V           | NPN     | NO+NC  | Non-flush       | 200Hz              |
| LM24-3010PA | 10mm               | DC6-36V           | PNP     | NO     | Non-flush       | 200Hz              |
| LM24-3010PB | 10mm               | DC6-36V           | PNP     | NC     | Non-flush       | 200Hz              |
| LM24-3010PC | 10mm               | DC6-36V           | PNP     | NO+NC  | Non-flush       | 200Hz              |
| LM24-3010LA | 10mm               | DC6-36V           | Twoline | NO     | Non-flush       | 200Hz              |
| LM24-3010LB | 10mm               | DC6-36V           | Twoline | NC     | Non-flush       | 200Hz              |
| LM24-2010A  | 10mm               | AC90-250V         | SCR     | NO     | Non-flush       | 25Hz               |
| LM24-2010B  | 10mm               | AC90-250V         | SCR     | NC     | Non-flush       | 25Hz               |
| LM24-2010C  | 10mm               | AC90-250V         | SCR     | NO+NC  | Non-flush       | 25Hz               |
| LM30-3010NA | 10mm               | DC6-36V           | NPN     | NO     | Flush           | 200Hz              |
| LM30-3010NB | 10mm               | DC6-36V           | NPN     | NC     | Flush           | 200Hz              |
| LM30-3010NC | 10mm               | DC6-36V           | NPN     | NO+NC  | Flush           | 200Hz              |
| LM30-3010PA | 10mm               | DC6-36V           | PNP     | NO     | Flush           | 200Hz              |
| LM30-3010PB | 10mm               | DC6-36V           | PNP     | NC     | Flush           | 200Hz              |
| LM30-3010PC | 10mm               | DC6-36V           | PNP     | NO+NC  | Flush           | 200Hz              |
| LM30-3010LA | 10mm               | DC6-36V           | Twoline | NO     | Flush           | 200Hz              |
| LM30-3010LB | 10mm               | DC6-36V           | Twoline | NC     | Flush           | 200Hz              |
| LM30-2010A  | 10mm               | AC90-250V         | SCR     | NO     | Flush           | 25Hz               |
| LM30-2010B  | 10mm               | AC90-250V         | SCR     | NC     | Flush           | 25Hz               |
| LM30-2010C  | 10mm               | AC90-250V         | SCR     | NO+NC  | Flush           | 25Hz               |
| LM30-3015NA | 15mm               | DC6-36V           | NPN     | NO     | Non-flush       | 200Hz              |
| LM30-3015NB | 15mm               | DC6-36V           | NPN     | NC     | Non-flush       | 200Hz              |
| LM30-3015NC | 15mm               | DC6-36V           | NPN     | NO+NC  | Non-flush       | 200Hz              |
| LM30-3015PA | 15mm               | DC6-36V           | PNP     | NO     | Non-flush       | 200Hz              |
| LM30-3015PB | 15mm               | DC6-36V           | PNP     | NC     | Non-flush       | 200Hz              |
| LM30-3015PC | 15mm               | DC6-36V           | PNP     | NO+NC  | Non-flush       | 200Hz              |
| LM30-3015LA | 15mm               | DC6-36V           | Twoline | NO     | Non-flush       | 200Hz              |
| LM30-3015LB | 15mm               | DC6-36V           | Twoline | NC     | Non-flush       | 200Hz              |
| LM30-2015A  | 15mm               | AC90-250V         | SCR     | NO     | Non-flush       | 25Hz               |
| LM30-2015B  | 15mm               | AC90-250V         | SCR     | NC     | Non-flush       | 25Hz               |
| LM30-2015C  | 15mm               | AC90-250V         | SCR     | NO+NC  | Non-flush       | 25Hz               |
| LM34-3017NA | 17mm               | DC6-36V           | NPN     | NO     | Non-flush       | 100Hz              |
| LM34-3017NB | 17mm               | DC6-36V           | NPN     | NC     | Non-flush       | 100Hz              |
| LM34-3017NC | 17mm               | DC6-36V           | NPN     | NO+NC  | Non-flush       | 100Hz              |
| LM34-3017PA | 17mm               | DC6-36V           | PNP     | NO     | Non-flush       | 100Hz              |
| LM34-3014PB | 17mm               | DC6-36V           | PNP     | NC     | Non-flush       | 100Hz              |
| LM34-3017PC | 17mm               | DC6-36V           | PNP     | NO+NC  | Non-flush       | 100Hz              |
| LM34-3017LA | 17mm               | DC6-36V           | Twoline | NO     | Non-flush       | 100Hz              |
| LM34-3017LB | 17mm               | DC6-36V           | Twoline | NC     | Non-flush       | 100Hz              |
| LM34-2017A  | 17mm               | AC90-250V         | SCR     | NO     | Non-flush       | 15Hz               |
| LM34-2017B  | 17mm               | AC90-250V         | SCR     | NC     | Non-flush       | 15Hz               |
| LM34-2017C  | 17mm               | AC90-250V         | SCR     | NO+NC  | Non-flush       | 15Hz               |



| ModelNo.    | Detection distance | Operating voltage | Output  |        | Mounting method | Response frequency |
|-------------|--------------------|-------------------|---------|--------|-----------------|--------------------|
|             |                    |                   | Method  | Status |                 |                    |
| LM35-3017NA | 17mm               | DC6-36V           | NPN     | NO     | Non-flush       | 100Hz              |
| LM35-3017NB | 17mm               | DC6-36V           | NPN     | NC     | Non-flush       | 100Hz              |
| LM35-3017NC | 17mm               | DC6-36V           | NPN     | NO+NC  | Non-flush       | 100Hz              |
| LM35-3017PA | 17mm               | DC6-36V           | PNP     | NO     | Non-flush       | 100Hz              |
| LM35-3017PB | 17mm               | DC6-36V           | PNP     | NC     | Non-flush       | 100Hz              |
| LM35-3017PC | 17mm               | DC6-36V           | PNP     | NO+NC  | Non-flush       | 100Hz              |
| LM35-3017LA | 17mm               | DC6-36V           | Twoline | NO     | Non-flush       | 100Hz              |
| LM35-3017LB | 17mm               | DC6-36V           | Twoline | NC     | Non-flush       | 100Hz              |
| LM35-2017A  | 17mm               | AC90-250V         | SCR     | NO     | Non-flush       | 15Hz               |
| LM35-2017B  | 17mm               | AC90-250V         | SCR     | NC     | Non-flush       | 15Hz               |
| LM35-2017C  | 17mm               | AC90-250V         | SCR     | NO+NC  | Non-flush       | 15Hz               |
| LM38-3012NA | 12mm               | DC6-36V           | NPN     | NO     | Flush           | 100Hz              |
| LM38-3012NB | 12mm               | DC6-36V           | NPN     | NC     | Flush           | 100Hz              |
| LM38-3012NC | 12mm               | DC6-36V           | NPN     | NO+NC  | Flush           | 100Hz              |
| LM38-3012PA | 12mm               | DC6-36V           | PNP     | NO     | Flush           | 100Hz              |
| LM38-3012PB | 12mm               | DC6-36V           | PNP     | NC     | Flush           | 100Hz              |
| LM38-3012PC | 12mm               | DC6-36V           | PNP     | NO+NC  | Flush           | 100Hz              |
| LM38-3012LA | 12mm               | DC6-36V           | Twoline | NO     | Flush           | 100Hz              |
| LM38-3012LB | 12mm               | DC6-36V           | Twoline | NC     | Flush           | 100Hz              |
| LM38-3012A  | 12mm               | AC90-250V         | SCR     | NO     | Flush           | 15Hz               |
| LM38-2012B  | 12mm               | AC90-250V         | SCR     | NC     | Flush           | 15Hz               |
| LM38-2012C  | 12mm               | AC90-250V         | SCR     | NO+NC  | Flush           | 15Hz               |
| LM38-3018NA | 18mm               | DC6-36V           | NPN     | NO     | Non-flush       | 100Hz              |
| LM38-3018NB | 18mm               | DC6-36V           | NPN     | NC     | Non-flush       | 100Hz              |
| LM38-3018NC | 18mm               | DC6-36V           | NPN     | NO+NC  | Non-flush       | 100Hz              |
| LM38-3018PA | 18mm               | DC6-36V           | PNP     | NO     | Non-flush       | 100Hz              |
| LM38-3018PB | 18mm               | DC6-36V           | PNP     | NC     | Non-flush       | 100Hz              |
| LM38-3018PC | 18mm               | DC6-36V           | PNP     | NO+NC  | Non-flush       | 100Hz              |
| LM38-3018LA | 18mm               | DC6-36V           | Twoline | NO     | Non-flush       | 100Hz              |
| LM38-3018LB | 18mm               | DC6-36V           | Twoline | NC     | Non-flush       | 100Hz              |
| LM38-2018A  | 18mm               | AC90-250V         | SCR     | NO     | Non-flush       | 15Hz               |
| LM38-2018B  | 18mm               | AC90-250V         | SCR     | NC     | Non-flush       | 15Hz               |
| LM38-2018C  | 18mm               | AC90-250V         | SCR     | NO+NC  | Non-flush       | 15Hz               |
| LMF1-3005NA | 5mm                | DC6-36V           | NPN     | NO     | Flush           | 400Hz              |
| LMF1-3005NB | 5mm                | DC6-36V           | NPN     | NC     | Flush           | 400Hz              |
| LMF1-3005PA | 5mm                | DC6-36V           | PNP     | NO     | Flush           | 400Hz              |
| LMF1-3005PB | 5mm                | DC6-36V           | PNP     | NC     | Flush           | 400Hz              |
| LMF1-3005LA | 5mm                | DC6-36V           | Twoline | NO     | Flush           | 400Hz              |
| LMF1-2005A  | 5mm                | AC90-250V         | SCR     | NO     | Non-flush       | 25Hz               |
| LMF2-3005NA | 5mm                | DC6-36V           | NPN     | NO     | Flush           | 400Hz              |
| LMF2-3005NB | 5mm                | DC6-36V           | NPN     | NC     | Flush           | 400Hz              |
| LMF2-3005PA | 5mm                | DC6-36V           | PNP     | NO     | Flush           | 400Hz              |
| LMF2-3005PB | 5mm                | DC6-36V           | PNP     | NC     | Flush           | 400Hz              |
| LMF2-3005LA | 5mm                | DC6-36V           | Twoline | NO     | Flush           | 400Hz              |
| LMF2-3005LB | 5mm                | DC6-36V           | Twoline | NC     | Flush           | 400Hz              |
| LMF2-2005A  | 5mm                | AC90-250V         | SCR     | NO     | Non-flush       | 25Hz               |

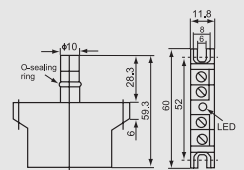
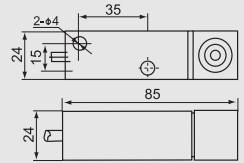
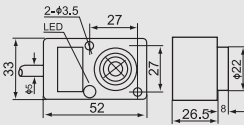
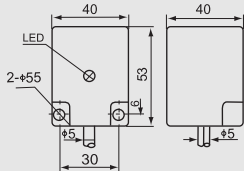


| Model No.   | Detection distance | Operating voltage | Output  |        | Mounting method | Response frequency |
|-------------|--------------------|-------------------|---------|--------|-----------------|--------------------|
|             |                    |                   | Method  | Status |                 |                    |
| LMF3-3005NA | 5mm                | DC6-36V           | NPN     | NO     | Flush           | 400Hz              |
| LMF3-3005NB | 5mm                | DC6-36V           | NPN     | NC     | Flush           | 400Hz              |
| LMF3-3005PA | 5mm                | DC6-36V           | PNP     | NO     | Flush           | 400Hz              |
| LMF3-3005PB | 5mm                | DC6-36V           | PNP     | NC     | Flush           | 400Hz              |
| LMF3-3005LA | 5mm                | DC6-36V           | Twoline | NO     | Flush           | 400Hz              |
| LMF3-3005LB | 5mm                | DC6-36V           | Twoline | NC     | Flush           | 400Hz              |
| LMF3-2005A  | 5mm                | AC90-250V         | SCR     | NO     | Non-flush       | 25Hz               |
| LMF3-2005B  | 5mm                | AC90-250V         | SCR     | NC     | Non-flush       | 25Hz               |
| LMF5-3002NA | 2mm                | DC6-36V           | NPN     | NO     | Flush           | 400Hz              |
| LMF5-3002NB | 2mm                | DC6-36V           | NPN     | NC     | Flush           | 400Hz              |
| LMF5-3002NC | 2mm                | DC6-36V           | NPN     | NO+NC  | Flush           | 400Hz              |
| LMF5-3002PA | 2mm                | DC6-36V           | PNP     | NO     | Flush           | 400Hz              |
| LMF5-3002PB | 2mm                | DC6-36V           | PNP     | NC     | Flush           | 400Hz              |
| LMF5-3002PC | 2mm                | DC6-36V           | PNP     | NO+NC  | Flush           | 400Hz              |
| LMF5-3002LA | 2mm                | DC6-36V           | Twoline | NO     | Flush           | 400Hz              |
| LMF5-3002LB | 2mm                | DC6-36V           | Twoline | NC     | Flush           | 400Hz              |
| LMF5-3004NA | 4mm                | DC6-36V           | NPN     | NO     | Non-flush       | 400Hz              |
| LMF5-3004NB | 4mm                | DC6-36V           | NPN     | NC     | Non-flush       | 400Hz              |
| LMF5-3004NC | 4mm                | DC6-36V           | NPN     | NO+NC  | Non-flush       | 400Hz              |
| LMF5-3004PA | 4mm                | DC6-36V           | PNP     | NO     | Non-flush       | 400Hz              |
| LMF5-3004PB | 4mm                | DC6-36V           | PNP     | NC     | Non-flush       | 400Hz              |
| LMF5-3004PC | 4mm                | DC6-36V           | PNP     | NO+NC  | Non-flush       | 400Hz              |
| LMF5-3004LA | 4mm                | DC6-36V           | Twoline | NO     | Non-flush       | 400Hz              |
| LMF5-3004LB | 4mm                | DC6-36V           | Twoline | NC     | Non-flush       | 400Hz              |
| LMF6-3008NA | 8mm                | DC6-36V           | NPN     | NO     | Flush           | 200Hz              |
| LMF6-3008NB | 8mm                | DC6-36V           | NPN     | NC     | Flush           | 200Hz              |
| LMF6-3008NC | 8mm                | DC6-36V           | NPN     | NO+NC  | Flush           | 200Hz              |
| LMF6-3008PA | 8mm                | DC6-36V           | PNP     | NO     | Flush           | 200Hz              |
| LMF6-3008PB | 8mm                | DC6-36V           | PNP     | NC     | Flush           | 200Hz              |
| LMF6-3008PC | 8mm                | DC6-36V           | PNP     | NO+NC  | Flush           | 200Hz              |
| LMF6-3008LA | 8mm                | DC6-36V           | Twoline | NO     | Flush           | 200Hz              |
| LMF6-3008LB | 8mm                | DC6-36V           | Twoline | NC     | Flush           | 200Hz              |
| LMF6-2008A  | 8mm                | AC90-250V         | SCR     | NO     | Flush           | 15Hz               |
| LMF6-2008B  | 8mm                | AC90-250V         | SCR     | NC     | Flush           | 15Hz               |
| LMF6-3010NA | 10mm               | DC6-36V           | NPN     | NO     | Non-flush       | 200Hz              |
| LMF6-3010NB | 10mm               | DC6-36V           | NPN     | NC     | Non-flush       | 200Hz              |
| LMF6-3010NC | 10mm               | DC6-36V           | NPN     | NO+NC  | Non-flush       | 200Hz              |
| LMF6-3010PA | 10mm               | DC6-36V           | PNP     | NO     | Non-flush       | 200Hz              |
| LMF6-3010PB | 10mm               | DC6-36V           | PNP     | NC     | Non-flush       | 200Hz              |
| LMF6-3010PC | 10mm               | DC6-36V           | PNP     | NO+NC  | Non-flush       | 200Hz              |
| LMF6-3010LA | 10mm               | DC6-36V           | Twoline | NO     | Non-flush       | 200Hz              |
| LMF6-3010LB | 10mm               | DC6-36V           | Twoline | NC     | Non-flush       | 200Hz              |
| LMF6-2010A  | 10mm               | AC90-250V         | SCR     | NO     | Non-flush       | 15Hz               |
| LMF6-2010B  | 10mm               | AC90-250V         | SCR     | NC     | Non-flush       | 15Hz               |

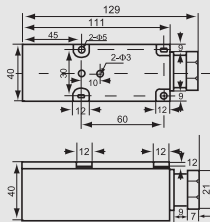
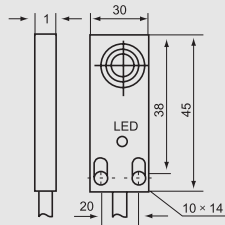
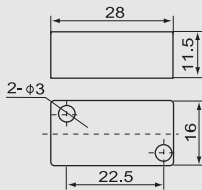


| ModelNo.    | Detection distance | Operating voltage | Output  |        | Mounting method | Response frequency |
|-------------|--------------------|-------------------|---------|--------|-----------------|--------------------|
|             |                    |                   | Method  | Status |                 |                    |
| LMF7-3010NA | 10mm               | DC6-36V           | NPN     | NO     | Flush           | 200Hz              |
| LMF7-3010NB | 10mm               | DC6-36V           | NPN     | NC     | Flush           | 200Hz              |
| LMF7-3010PA | 10mm               | DC6-36V           | PNP     | NO     | Flush           | 200Hz              |
| LMF7-3010PB | 10mm               | DC6-36V           | PNP     | NC     | Flush           | 200Hz              |
| LMF7-3010LA | 10mm               | DC6-36V           | Twoline | NO     | Flush           | 200Hz              |
| LMF7-3010LB | 10mm               | DC6-36V           | Twoline | NC     | Flush           | 200Hz              |
| LMF7-2010A  | 10mm               | AC90-250V         | SCR     | NO     | Flush           | 15Hz               |
| LMF7-2010B  | 10mm               | AC90-250V         | SCR     | NC     | Flush           | 15Hz               |
| LMF7-2010C  | 10mm               | AC90-250V         | SCR     | NO+NC  | Flush           | 15Hz               |
| LMF7-3015NA | 15mm               | DC6-36V           | NPN     | NO     | Non-flush       | 200Hz              |
| LMF7-3015NB | 15mm               | DC6-36V           | NPN     | NC     | Non-flush       | 200Hz              |
| LMF7-3015NC | 15mm               | DC6-36V           | NPN     | NO+NC  | Non-flush       | 200Hz              |
| LMF7-3015PA | 15mm               | DC6-36V           | PNP     | NO     | Non-flush       | 200Hz              |
| LMF7-3015PB | 15mm               | DC6-36V           | PNP     | NC     | Non-flush       | 200Hz              |
| LMF7-3015PC | 15mm               | DC6-36V           | PNP     | NO+NC  | Non-flush       | 200Hz              |
| LMF7-3015LA | 15mm               | DC6-36V           | Twoline | NO     | Non-flush       | 200Hz              |
| LMF7-3015LB | 15mm               | DC6-36V           | Twoline | NC     | Non-flush       | 200Hz              |
| LMF7-2015A  | 15mm               | AC90-250V         | SCR     | NO     | Non-flush       | 15Hz               |
| LMF7-2015B  | 15mm               | AC90-250V         | SCR     | NC     | Non-flush       | 15Hz               |
| LMF7-2015C  | 15mm               | AC90-250V         | SCR     | NO+NC  | Non-flush       | 15Hz               |
| LMF8-3010NA | 10mm               | DC6-36V           | NPN     | NO     | Flush           | 200Hz              |
| LMF8-3010NB | 10mm               | DC6-36V           | NPN     | NC     | Flush           | 200Hz              |
| LMF8-3010NC | 10mm               | DC6-36V           | NPN     | NO+NC  | Flush           | 200Hz              |
| LMF8-3010PA | 10mm               | DC6-36V           | PNP     | NO     | Flush           | 200Hz              |
| LMF8-3010PB | 10mm               | DC6-36V           | PNP     | NC     | Flush           | 200Hz              |
| LMF8-3010PC | 10mm               | DC6-36V           | PNP     | NO+NC  | Flush           | 200Hz              |
| LMF8-3010LA | 10mm               | DC6-36V           | Twoline | NO     | Flush           | 200Hz              |
| LMF8-3010LB | 10mm               | DC6-36V           | Twoline | NC     | Flush           | 200Hz              |
| LMF8-2010A  | 10mm               | AC90-250V         | SCR     | NO     | Flush           | 15Hz               |
| LMF8-2010B  | 10mm               | AC90-250V         | SCR     | NC     | Flush           | 15Hz               |
| LMF8-2010C  | 10mm               | AC90-250V         | SCR     | NO+NC  | Flush           | 15Hz               |
| LMF8-3015NA | 15mm               | DC6-36V           | NPN     | NO     | Non-flush       | 200Hz              |
| LMF8-3015NB | 15mm               | DC6-36V           | NPN     | NC     | Non-flush       | 200Hz              |
| LMF8-3015NC | 15mm               | DC6-36V           | NPN     | NO+NC  | Non-flush       | 200Hz              |
| LMF8-3015PA | 15mm               | DC6-36V           | PNP     | NO     | Non-flush       | 200Hz              |
| LMF8-3015PB | 15mm               | DC6-36V           | PNP     | NC     | Non-flush       | 200Hz              |
| LMF8-3015PC | 15mm               | DC6-36V           | PNP     | NO+NC  | Non-flush       | 200Hz              |
| LMF8-3015LA | 15mm               | DC6-36V           | Twoline | NO     | Non-flush       | 200Hz              |
| LMF8-3015LB | 15mm               | DC6-36V           | Twoline | NC     | Non-flush       | 200Hz              |
| LMF8-2015A  | 15mm               | AC90-250V         | SCR     | NO     | Non-flush       | 15Hz               |
| LMF8-2015B  | 15mm               | AC90-250V         | SCR     | NC     | Non-flush       | 15Hz               |
| LMF8-2015C  | 15mm               | AC90-250V         | SCR     | NO+NC  | Non-flush       | 15Hz               |

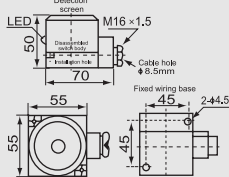
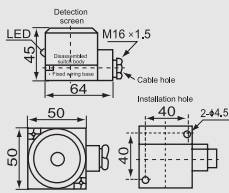
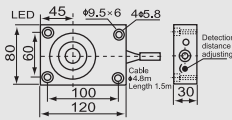
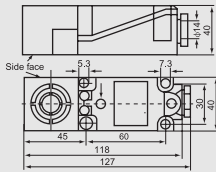




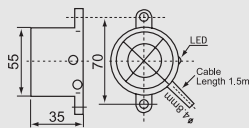
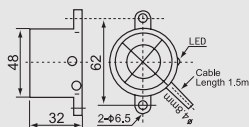
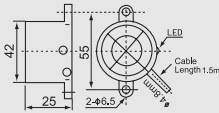
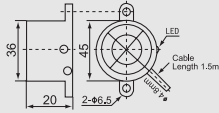
| ModelNo.     | Detection distance | Operating voltage | Output  |        | Mounting method | Response frequency |
|--------------|--------------------|-------------------|---------|--------|-----------------|--------------------|
|              |                    |                   | Method  | Status |                 |                    |
| LMF10-3015NA | 15mm               | DC6-36V           | NPN     | NO     | Flush           | 100Hz              |
| LMF10-3015NB | 15mm               | DC6-36V           | NPN     | NC     | Flush           | 100Hz              |
| LMF10-3015NC | 15mm               | DC6-36V           | NPN     | NO+NC  | Flush           | 100Hz              |
| LMF10-3015PA | 15mm               | DC6-36V           | PNP     | NO     | Flush           | 100Hz              |
| LMF10-3015PB | 15mm               | DC6-36V           | PNP     | NC     | Flush           | 100Hz              |
| LMF10-3015PC | 15mm               | DC6-36V           | PNP     | NO+NC  | Flush           | 100Hz              |
| LMF10-3015LA | 15mm               | DC6-36V           | Twoline | NO     | Flush           | 100Hz              |
| LMF10-3015LB | 15mm               | DC6-36V           | Twoline | NC     | Flush           | 100Hz              |
| LMF10-2015A  | 15mm               | AC90-250V         | SCR     | NO     | Flush           | 15Hz               |
| LMF10-2015B  | 15mm               | AC90-250V         | SCR     | NC     | Flush           | 15Hz               |
| LMF10-2015C  | 15mm               | AC90-250V         | SCR     | NO+NC  | Flush           | 15Hz               |
| LMF10-3020NA | 20mm               | DC6-36V           | NPN     | NO     | Non-flush       | 100Hz              |
| LMF10-3020NB | 20mm               | DC6-36V           | NPN     | NC     | Non-flush       | 100Hz              |
| LMF10-3020NC | 20mm               | DC6-36V           | NPN     | NO+NC  | Non-flush       | 100Hz              |
| LMF10-3020PA | 20mm               | DC6-36V           | PNP     | NO     | Non-flush       | 100Hz              |
| LMF10-3020PB | 20mm               | DC6-36V           | PNP     | NC     | Non-flush       | 100Hz              |
| LMF10-3020PC | 20mm               | DC6-36V           | PNP     | NO+NC  | Non-flush       | 100Hz              |
| LMF10-3020LA | 20mm               | DC6-36V           | Twoline | NO     | Non-flush       | 100Hz              |
| LMF10-3020LB | 20mm               | DC6-36V           | Twoline | NC     | Non-flush       | 100Hz              |
| LMF10-2020A  | 20mm               | AC90-250V         | SCR     | NO     | Non-flush       | 15Hz               |
| LMF10-2020B  | 20mm               | AC90-250V         | SCR     | NC     | Non-flush       | 15Hz               |
| LMF10-2020C  | 20mm               | AC90-250V         | SCR     | NO+NC  | Non-flush       | 15Hz               |
| LMF12-3008NA | 8mm                | DC6-36V           | NPN     | NO     | Non-flush       | 200Hz              |
| LMF12-3008NB | 8mm                | DC6-36V           | NPN     | NC     | Non-flush       | 200Hz              |
| LMF12-3008NC | 8mm                | DC6-36V           | NPN     | NO+NC  | Non-flush       | 200Hz              |
| LMF12-3008PA | 8mm                | DC6-36V           | PNP     | NO     | Non-flush       | 200Hz              |
| LMF12-3008PB | 8mm                | DC6-36V           | PNP     | NC     | Non-flush       | 200Hz              |
| LMF12-3008PC | 8mm                | DC6-36V           | PNP     | NO+NC  | Non-flush       | 200Hz              |
| LMF12-3008LA | 8mm                | DC6-36V           | Twoline | NO     | Non-flush       | 200Hz              |
| LMF12-3008LB | 8mm                | DC6-36V           | Twoline | NC     | Non-flush       | 200Hz              |
| LMF12-2008A  | 8mm                | AC90-250V         | SCR     | NO     | Non-flush       | 15Hz               |
| LMF12-2008B  | 8mm                | AC90-250V         | SCR     | NC     | Non-flush       | 15Hz               |
| LMF13-3008NA | 8mm                | DC6-36V           | NPN     | NO     | Non-flush       | 200Hz              |
| LMF13-3008NB | 8mm                | DC6-36V           | NPN     | NC     | Non-flush       | 200Hz              |
| LMF13-3008NC | 8mm                | DC6-36V           | NPN     | NO+NC  | Non-flush       | 200Hz              |
| LMF13-3008PA | 8mm                | DC6-36V           | PNP     | NO     | Non-flush       | 200Hz              |
| LMF13-3008PB | 8mm                | DC6-36V           | PNP     | NC     | Non-flush       | 200Hz              |
| LMF13-3008PC | 8mm                | DC6-36V           | PNP     | NO+NC  | Non-flush       | 200Hz              |
| LMF13-3008LA | 8mm                | DC6-36V           | Twoline | NO     | Non-flush       | 200Hz              |
| LMF13-3008LB | 8mm                | DC6-36V           | Twoline | NC     | Non-flush       | 200Hz              |
| LMF13-2008A  | 8mm                | AC90-250V         | SCR     | NO     | Non-flush       | 15Hz               |
| LMF13-2008B  | 8mm                | AC90-250V         | SCR     | NC     | Non-flush       | 15Hz               |
| LMF15-3002NA | 2mm                | DC6-36V           | NPN     | NO     | Flush           | 200Hz              |
| LMF15-3002NB | 2mm                | DC6-36V           | NPN     | NC     | Flush           | 200Hz              |
| LMF15-3002NC | 2mm                | DC6-36V           | NPN     | NO+NC  | Flush           | 200Hz              |
| LMF15-3002PA | 2mm                | DC6-36V           | PNP     | NO     | Flush           | 200Hz              |
| LMF15-3002PB | 2mm                | DC6-36V           | PNP     | NC     | Flush           | 200Hz              |
| LMF15-3002PC | 2mm                | DC6-36V           | PNP     | NO+NC  | Flush           | 200Hz              |
| LMF15-3002LA | 2mm                | DC6-36V           | Twoline | NO     | Flush           | 200Hz              |
| LMF15-2002A  | 2mm                | AC90-250V         | SCR     | NO     | Flush           | 15Hz               |
| LMF15-2002B  | 2mm                | AC90-250V         | SCR     | NC     | Flush           | 15Hz               |
| LMF15-3004NA | 4mm                | DC6-36V           | NPN     | NO     | Non-flush       | 200Hz              |
| LMF15-3004NB | 4mm                | DC6-36V           | NPN     | NC     | Non-flush       | 200Hz              |
| LMF15-3004NC | 4mm                | DC6-36V           | NPN     | NO+NC  | Non-flush       | 200Hz              |
| LMF15-3004PA | 4mm                | DC6-36V           | PNP     | NO     | Non-flush       | 200Hz              |
| LMF15-3004PB | 4mm                | DC6-36V           | PNP     | NC     | Non-flush       | 200Hz              |
| LMF15-3004PC | 4mm                | DC6-36V           | PNP     | NO+NC  | Non-flush       | 200Hz              |
| LMF15-3004LA | 4mm                | DC6-36V           | Twoline | NO     | Non-flush       | 200Hz              |
| LMF15-2004A  | 4mm                | AC90-250V         | SCR     | NO     | Non-flush       | 15Hz               |
| LMF15-2004B  | 4mm                | AC90-250V         | SCR     | NC     | Non-flush       | 15Hz               |



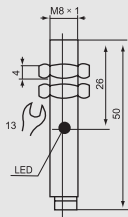
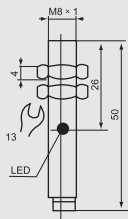
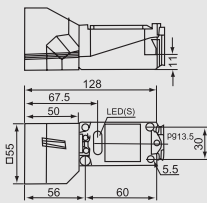
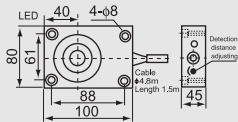
| ModelNo.     | Detection distance | Operating voltage | Output  |        | Mounting method | Response frequency |
|--------------|--------------------|-------------------|---------|--------|-----------------|--------------------|
|              |                    |                   | Method  | Status |                 |                    |
| LMF22-3002NA | 2mm                | DC6-36V           | NFN     | NO     | Flush           | 300Hz              |
| LMF22-3002NB | 2mm                | DC6-36V           | NFN     | NC     | Flush           | 300Hz              |
| LMF22-3002PA | 2mm                | DC6-36V           | PNP     | NO     | Flush           | 300Hz              |
| LMF22-3002PB | 2mm                | DC6-36V           | PNP     | NC     | Flush           | 300Hz              |
| LMF22-3002LA | 2mm                | DC6-36V           | Twoline | NO     | Flush           | 300Hz              |
| LMF22-3004NA | 4mm                | DC6-36V           | NFN     | NO     | Non-flush       | 300Hz              |
| LMF22-3004NB | 4mm                | DC6-36V           | NFN     | NC     | Non-flush       | 300Hz              |
| LMF22-3004PA | 4mm                | DC6-36V           | PNP     | NO     | Non-flush       | 300Hz              |
| LMF22-3004PB | 4mm                | DC6-36V           | PNP     | NC     | Non-flush       | 300Hz              |
| LMF22-3004LA | 4mm                | DC6-36V           | Twoline | NO     | Non-flush       | 300Hz              |
| LMF29-3005NA | 5mm                | DC6-36V           | NFN     | NO     | Flush           | 300Hz              |
| LMF29-3005NB | 5mm                | DC6-36V           | NFN     | NC     | Flush           | 300Hz              |
| LMF29-3005NC | 5mm                | DC6-36V           | NFN     | NO+NC  | Flush           | 300Hz              |
| LMF29-3005PA | 5mm                | DC6-36V           | PNP     | NO     | Flush           | 300Hz              |
| LMF29-3005PB | 5mm                | DC6-36V           | PNP     | NC     | Flush           | 300Hz              |
| LMF29-3005PC | 5mm                | DC6-36V           | PNP     | NO+NC  | Flush           | 300Hz              |
| LMF29-3005LA | 5mm                | DC6-36V           | Twoline | NO     | Flush           | 300Hz              |
| LMF29-2005A  | 5mm                | AC90-250V         | SCR     | NO     | Flush           | 200Hz              |
| LMF29-2005B  | 5mm                | AC90-250V         | SCR     | NC     | Flush           | 200Hz              |
| LMF29-3008NA | 8mm                | DC6-36V           | NFN     | NO     | Non-flush       | 300Hz              |
| LMF29-3008NB | 8mm                | DC6-36V           | NFN     | NC     | Non-flush       | 300Hz              |
| LMF29-3008NC | 8mm                | DC6-36V           | NFN     | NO+NC  | Non-flush       | 300Hz              |
| LMF29-3008PA | 8mm                | DC6-36V           | PNP     | NO     | Non-flush       | 300Hz              |
| LMF29-3008PB | 8mm                | DC6-36V           | PNP     | NC     | Non-flush       | 300Hz              |
| LMF29-3008PC | 8mm                | DC6-36V           | PNP     | NO+NC  | Non-flush       | 300Hz              |
| LMF29-3008LA | 8mm                | DC6-36V           | Twoline | NO     | Non-flush       | 300Hz              |
| LMF29-3008LB | 8mm                | DC6-36V           | Twoline | NC     | Non-flush       | 300Hz              |
| LMF29-2008A  | 8mm                | AC90-250V         | SCR     | NO     | Non-flush       | 300Hz              |
| LMF29-2008B  | 8mm                | AC90-250V         | SCR     | NC     | Non-flush       | 300Hz              |
| LMF36-3020NA | 1-20mm             | DC6-36V           | NFN     | NO     | Non-flush       | 200Hz              |
| LMF36-3020NB | 1-20mm             | DC6-36V           | NFN     | NC     | Non-flush       | 200Hz              |
| LMF36-3020NC | 1-20mm             | DC6-36V           | NFN     | NO+NC  | Non-flush       | 200Hz              |
| LMF36-3020PA | 1-20mm             | DC6-36V           | PNP     | NO     | Non-flush       | 200Hz              |
| LMF36-3020PB | 1-20mm             | DC6-36V           | PNP     | NC     | Non-flush       | 200Hz              |
| LMF36-3020PC | 1-20mm             | DC6-36V           | PNP     | NO+NC  | Non-flush       | 200Hz              |
| LMF36-3020LA | 1-20mm             | DC6-36V           | Twoline | NO     | Non-flush       | 200Hz              |
| LMF36-3020LB | 1-20mm             | DC6-36V           | Twoline | NC     | Non-flush       | 200Hz              |
| LMF36-2020A  | 1-20mm             | AC90-250V         | SCR     | NO     | Non-flush       | 15Hz               |
| LMF36-2020B  | 1-20mm             | AC90-250V         | SCR     | NC     | Non-flush       | 15Hz               |
| LMF36-2020C  | 1-20mm             | AC90-250V         | SCR     | NO+NC  | Non-flush       | 15Hz               |



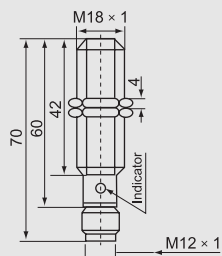
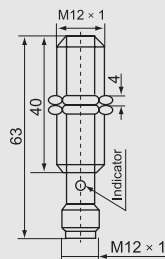
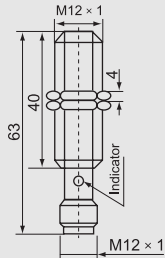
| Model No.    | Detection distance | Operating voltage | Output  |        | Mounting method | Response frequency |
|--------------|--------------------|-------------------|---------|--------|-----------------|--------------------|
|              |                    |                   | Method  | Status |                 |                    |
| LMF37-3015NA | 15mm               | DC6-36V           | NPN     | NO     | Flush           | 200Hz              |
| LMF37-3015NB | 15mm               | DC6-36V           | NPN     | NC     | Flush           | 200Hz              |
| LMF37-3015NC | 15mm               | DC6-36V           | NPN     | NO+NC  | Flush           | 200Hz              |
| LMF37-3015PA | 15mm               | DC6-36V           | PNP     | NO     | Flush           | 200Hz              |
| LMF37-3015PB | 15mm               | DC6-36V           | PNP     | NC     | Flush           | 200Hz              |
| LMF37-3015PC | 15mm               | DC6-36V           | PNP     | NO+NC  | Flush           | 200Hz              |
| LMF37-3015LA | 15mm               | DC6-36V           | Twoline | NO     | Flush           | 200Hz              |
| LMF37-3015LB | 15mm               | DC6-36V           | Twoline | NC     | Flush           | 200Hz              |
| LMF37-2015A  | 15mm               | AC90-250V         | SCR     | NO     | Flush           | 15Hz               |
| LMF37-2015B  | 15mm               | AC90-250V         | SCR     | NC     | Flush           | 15Hz               |
| LMF37-2015C  | 15mm               | AC90-250V         | SCR     | NO+NC  | Flush           | 15Hz               |
| LMF37-3020NA | 20mm               | DC6-36V           | NPN     | NO     | Non-flush       | 200Hz              |
| LMF37-3020NB | 20mm               | DC6-36V           | NPN     | NC     | Non-flush       | 200Hz              |
| LMF37-3020NC | 20mm               | DC6-36V           | NPN     | NO+NC  | Non-flush       | 200Hz              |
| LMF37-3020PA | 20mm               | DC6-36V           | PNP     | NO     | Non-flush       | 200Hz              |
| LMF37-3020PB | 20mm               | DC6-36V           | PNP     | NC     | Non-flush       | 200Hz              |
| LMF37-3020PC | 20mm               | DC6-36V           | PNP     | NO+NC  | Non-flush       | 200Hz              |
| LMF37-3020LA | 20mm               | DC6-36V           | Twoline | NO     | Non-flush       | 200Hz              |
| LMF37-3020LB | 20mm               | DC6-36V           | Twoline | NC     | Non-flush       | 200Hz              |
| LMF37-2020A  | 20mm               | AC90-250V         | SCR     | NO     | Non-flush       | 15Hz               |
| LMF37-2020B  | 20mm               | AC90-250V         | SCR     | NC     | Non-flush       | 15Hz               |
| LMF37-2020C  | 20mm               | AC90-250V         | SCR     | NO+NC  | Non-flush       | 15Hz               |
| LMF43-3040NA | 40mm               | DC6-36V           | NPN     | NO     | Non-flush       | 30Hz               |
| LMF43-3040NB | 40mm               | DC6-36V           | NPN     | NC     | Non-flush       | 30Hz               |
| LMF43-3040NC | 40mm               | DC6-36V           | NPN     | NO+NC  | Non-flush       | 30Hz               |
| LMF43-3040PA | 40mm               | DC6-36V           | PNP     | NO     | Non-flush       | 30Hz               |
| LMF43-3040PB | 40mm               | DC6-36V           | PNP     | NC     | Non-flush       | 30Hz               |
| LMF43-3040PC | 40mm               | DC6-36V           | PNP     | NO+NC  | Non-flush       | 30Hz               |
| LMF43-2040A  | 40mm               | AC90-250V         | SCR     | NO     | Non-flush       | 10Hz               |
| LMF43-2040B  | 40mm               | AC90-250V         | SCR     | NC     | Non-flush       | 10Hz               |
| LMF43-2040C  | 40mm               | AC90-250V         | SCR     | NO+NC  | Non-flush       | 10Hz               |
| LMF50-3020NA | 20mm               | DC6-36V           | NPN     | NO     | Non-flush       | 200Hz              |
| LMF50-3020NB | 20mm               | DC6-36V           | NPN     | NC     | Non-flush       | 200Hz              |
| LMF50-3020NC | 20mm               | DC6-36V           | NPN     | NO+NC  | Non-flush       | 200Hz              |
| LMF50-3020PA | 20mm               | DC6-36V           | PNP     | NO     | Non-flush       | 200Hz              |
| LMF50-3020PB | 20mm               | DC6-36V           | PNP     | NC     | Non-flush       | 200Hz              |
| LMF50-3020PC | 20mm               | DC6-36V           | PNP     | NO+NC  | Non-flush       | 200Hz              |
| LMF50-2020A  | 20mm               | AC90-250V         | SCR     | NO     | Non-flush       | 10Hz               |
| LMF50-2020B  | 20mm               | AC90-250V         | SCR     | NC     | Non-flush       | 10Hz               |
| LMF50-2020C  | 20mm               | AC90-250V         | SCR     | NO+NC  | Non-flush       | 10Hz               |
| LMF55-3025NA | 25mm               | DC6-36V           | NPN     | NO     | Non-flush       | 200Hz              |
| LMF55-3025NB | 25mm               | DC6-36V           | NPN     | NC     | Non-flush       | 200Hz              |
| LMF55-3025NC | 25mm               | DC6-36V           | NPN     | NO+NC  | Non-flush       | 200Hz              |
| LMF55-3025PA | 25mm               | DC6-36V           | PNP     | NO     | Non-flush       | 200Hz              |
| LMF55-3025PB | 25mm               | DC6-36V           | PNP     | NC     | Non-flush       | 200Hz              |
| LMF55-3025PC | 25mm               | DC6-36V           | PNP     | NO+NC  | Non-flush       | 200Hz              |
| LMF55-2025A  | 25mm               | AC90-250V         | SCR     | NO     | Non-flush       | 10Hz               |
| LMF55-2025B  | 25mm               | AC90-250V         | SCR     | NC     | Non-flush       | 10Hz               |
| LMF55-2025C  | 25mm               | AC90-250V         | SCR     | NO+NC  | Non-flush       | 10Hz               |



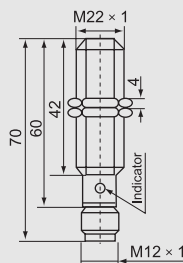
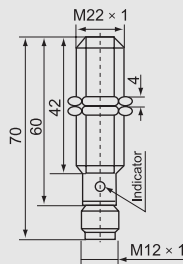
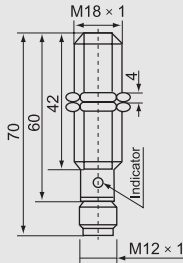
| ModelNo.    | Detection distance | Operating voltage | Output  |        | Mounting method | Response frequency |
|-------------|--------------------|-------------------|---------|--------|-----------------|--------------------|
|             |                    |                   | Method  | Status |                 |                    |
| LM36-3015NA | 15mm               | DC6-36V           | NFN     | NO     | Non-flush       | 200Hz              |
| LM36-3015NB | 15mm               | DC6-36V           | NFN     | NC     | Non-flush       | 200Hz              |
| LM36-3015NC | 15mm               | DC6-36V           | NFN     | NO+NC  | Non-flush       | 200Hz              |
| LM36-3015PA | 15mm               | DC6-36V           | PNP     | NO     | Non-flush       | 200Hz              |
| LM36-3015PB | 15mm               | DC6-36V           | PNP     | NC     | Non-flush       | 200Hz              |
| LM36-3015PC | 15mm               | DC6-36V           | PNP     | NO+NC  | Non-flush       | 200Hz              |
| LM36-3015LA | 15mm               | DC6-36V           | Twoline | NO     | Non-flush       | 200Hz              |
| LM36-3015LB | 15mm               | DC6-36V           | Twoline | NC     | Non-flush       | 200Hz              |
| LM36-2015A  | 15mm               | AC90-250V         | SCR     | NO     | Non-flush       | 10Hz               |
| LM36-2015B  | 15mm               | AC90-250V         | SCR     | NC     | Non-flush       | 10Hz               |
| LM42-3020NA | 20mm               | DC6-36V           | NFN     | NO     | Non-flush       | 200Hz              |
| LM42-3020NB | 20mm               | DC6-36V           | NFN     | NC     | Non-flush       | 200Hz              |
| LM42-3020NC | 20mm               | DC6-36V           | NFN     | NO+NC  | Non-flush       | 200Hz              |
| LM42-3020PA | 20mm               | DC6-36V           | PNP     | NO     | Non-flush       | 200Hz              |
| LM42-3020PB | 20mm               | DC6-36V           | PNP     | NC     | Non-flush       | 200Hz              |
| LM42-3020PC | 20mm               | DC6-36V           | PNP     | NO+NC  | Non-flush       | 200Hz              |
| LM42-3020LA | 20mm               | DC6-36V           | Twoline | NO     | Non-flush       | 200Hz              |
| LM42-3020LB | 20mm               | DC6-36V           | Twoline | NC     | Non-flush       | 200Hz              |
| LM42-2020A  | 20mm               | AC90-250V         | SCR     | NO     | Non-flush       | 10Hz               |
| LM42-2020B  | 20mm               | AC90-250V         | SCR     | NC     | Non-flush       | 10Hz               |
| LM48-3020NA | 20mm               | DC6-36V           | NFN     | NO     | Non-flush       | 200Hz              |
| LM48-3020NB | 20mm               | DC6-36V           | NFN     | NC     | Non-flush       | 200Hz              |
| LM48-3020NC | 20mm               | DC6-36V           | NFN     | NO+NC  | Non-flush       | 200Hz              |
| LM48-3020PA | 20mm               | DC6-36V           | PNP     | NO     | Non-flush       | 200Hz              |
| LM48-3020PB | 20mm               | DC6-36V           | PNP     | NC     | Non-flush       | 200Hz              |
| LM48-3020PC | 20mm               | DC6-36V           | PNP     | NO+NC  | Non-flush       | 200Hz              |
| LM48-3020LA | 20mm               | DC6-36V           | Twoline | NO     | Non-flush       | 200Hz              |
| LM48-3020LB | 20mm               | DC6-36V           | Twoline | NC     | Non-flush       | 200Hz              |
| LM48-2020A  | 20mm               | AC90-250V         | SCR     | NO     | Non-flush       | 10Hz               |
| LM48-2020B  | 20mm               | AC90-250V         | SCR     | NC     | Non-flush       | 10Hz               |
| LM48-2020C  | 20mm               | AC90-250V         | SCR     | NO+NC  | Non-flush       | 10Hz               |
| LM55-3025NA | 25mm               | DC6-36V           | NFN     | NO     | Non-flush       | 200Hz              |
| LM55-3025NB | 25mm               | DC6-36V           | NFN     | NC     | Non-flush       | 200Hz              |
| LM55-3025NC | 25mm               | DC6-36V           | NFN     | NO+NC  | Non-flush       | 200Hz              |
| LM55-3025PA | 25mm               | DC6-36V           | PNP     | NO     | Non-flush       | 200Hz              |
| LM55-3025PB | 25mm               | DC6-36V           | PNP     | NC     | Non-flush       | 200Hz              |
| LM55-3025PC | 25mm               | DC6-36V           | PNP     | NO+NC  | Non-flush       | 200Hz              |
| LM55-3025LA | 25mm               | DC6-36V           | Twoline | NO     | Non-flush       | 200Hz              |
| LM55-3025LB | 25mm               | DC6-36V           | Twoline | NC     | Non-flush       | 200Hz              |
| LM55-2025A  | 25mm               | AC90-250V         | SCR     | NO     | Non-flush       | 10Hz               |
| LM55-2025B  | 25mm               | AC90-250V         | SCR     | NC     | Non-flush       | 10Hz               |
| LM55-2025C  | 25mm               | AC90-250V         | SCR     | NO+NC  | Non-flush       | 10Hz               |



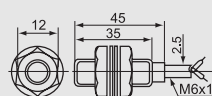
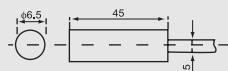
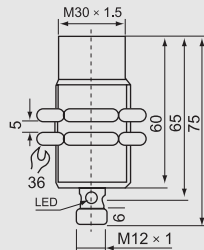
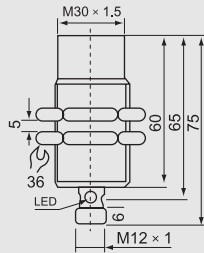
| Model No.     | Detection distance | Operating voltage | Output  |        | Mounting method | Response frequency |
|---------------|--------------------|-------------------|---------|--------|-----------------|--------------------|
|               |                    |                   | Method  | Status |                 |                    |
| LMF45-3050NA  | 0-50mm             | DC6-36V           | NPN     | NO     | Non-flush       | 200Hz              |
| LMF45-3050NB  | 0-50mm             | DC6-36V           | NPN     | NC     | Non-flush       | 200Hz              |
| LMF45-3050NC  | 0-50mm             | DC6-36V           | NPN     | NO+NC  | Non-flush       | 200Hz              |
| LMF45-3050PA  | 0-50mm             | DC6-36V           | PNP     | NO     | Non-flush       | 200Hz              |
| LMF45-3050PB  | 0-50mm             | DC6-36V           | PNP     | NC     | Non-flush       | 200Hz              |
| LMF45-3050PC  | 0-50mm             | DC6-36V           | PNP     | NO+NC  | Non-flush       | 200Hz              |
| LMF45-3050LA  | 0-50mm             | DC6-36V           | Twoline | NO     | Non-flush       | 200Hz              |
| LMF45-3050LB  | 0-50mm             | DC6-36V           | Twoline | NC     | Non-flush       | 200Hz              |
| LMF45-2050A   | 0-50mm             | AC90-250V         | SCR     | NO     | Non-flush       | 5Hz                |
| LMF45-2050B   | 0-50mm             | AC90-250V         | SCR     | NC     | Non-flush       | 5Hz                |
| LMF370-3040NA | 40mm               | DC6-36V           | NPN     | NO     | Non-flush       | 200Hz              |
| LMF370-3040NB | 40mm               | DC6-36V           | NPN     | NC     | Non-flush       | 200Hz              |
| LMF370-3040NC | 40mm               | DC6-36V           | NPN     | NO+NC  | Non-flush       | 200Hz              |
| LMF370-3040PA | 40mm               | DC6-36V           | PNP     | NO     | Non-flush       | 200Hz              |
| LMF370-3040PB | 40mm               | DC6-36V           | PNP     | NC     | Non-flush       | 200Hz              |
| LMF370-3040PC | 40mm               | DC6-36V           | PNP     | NO+NC  | Non-flush       | 200Hz              |
| LMF370-3040LA | 40mm               | DC6-36V           | Twoline | NO     | Non-flush       | 200Hz              |
| LMF370-3040LB | 40mm               | DC6-36V           | Twoline | NC     | Non-flush       | 200Hz              |
| LMF370-2040A  | 40mm               | AC90-250V         | SCR     | NO     | Non-flush       | 10Hz               |
| LMF370-2040B  | 40mm               | AC90-250V         | SCR     | NC     | Non-flush       | 10Hz               |
| LM8-3001NAT   | 1mm                | DC6-36V           | NPN     | NO     | Flush           | 500Hz              |
| LM8-3001NBT   | 1mm                | DC6-36V           | NPN     | NC     | Flush           | 500Hz              |
| LM8-3001PAT   | 1mm                | DC6-36V           | PNP     | NO     | Flush           | 500Hz              |
| LM8-3001PBT   | 1mm                | DC6-36V           | PNP     | NC     | Flush           | 500Hz              |
| LM8-3001LAT   | 1mm                | DC6-36V           | Twoline | NO     | Flush           | 500Hz              |
| LM8-3002NAT   | 2mm                | DC6-36V           | NPN     | NO     | Non-flush       | 500Hz              |
| LM8-3002NBT   | 2mm                | DC6-36V           | NPN     | NC     | Non-flush       | 500Hz              |
| LM8-3002PAT   | 2mm                | DC6-36V           | PNP     | NO     | Non-flush       | 500Hz              |
| LM8-3002PBT   | 2mm                | DC6-36V           | PNP     | NC     | Non-flush       | 500Hz              |
| LM8-3002LAT   | 2mm                | DC6-36V           | Twoline | NO     | Non-flush       | 500Hz              |
| LM8-2002AT    | 2mm                | AC90-250V         | SCR     | NO     | Non-flush       | 10Hz               |
| LM8-3001NAT3  | 1mm                | DC6-36V           | NPN     | NO     | Flush           | 500Hz              |
| LM8-3001NBT3  | 1mm                | DC6-36V           | NPN     | NC     | Flush           | 500Hz              |
| LM8-3001PAT3  | 1mm                | DC6-36V           | PNP     | NO     | Flush           | 500Hz              |
| LM8-3001PBT3  | 1mm                | DC6-36V           | PNP     | NC     | Flush           | 500Hz              |
| LM8-3001LAT3  | 1mm                | DC6-36V           | Twoline | NO     | Flush           | 500Hz              |
| LM8-3002NAT3  | 2mm                | DC6-36V           | NPN     | NO     | Non-flush       | 500Hz              |
| LM8-3002NBT3  | 2mm                | DC6-36V           | NPN     | NC     | Non-flush       | 500Hz              |
| LM8-3002PAT3  | 2mm                | DC6-36V           | PNP     | NO     | Non-flush       | 500Hz              |
| LM8-3002PBT3  | 2mm                | DC6-36V           | PNP     | NC     | Non-flush       | 500Hz              |
| LM8-3002LAT3  | 2mm                | DC6-36V           | Twoline | NO     | Non-flush       | 500Hz              |
| LM8-2002AT    | 2mm                | AC90-250V         | SCR     | NO     | Non-flush       | 10Hz               |



| ModelNo.      | Detection distance | Operating voltage | Output  |        | Mounting method | Response frequency |
|---------------|--------------------|-------------------|---------|--------|-----------------|--------------------|
|               |                    |                   | Method  | Status |                 |                    |
| LM12-3002NAT  | 2mm                | DC6-36V           | NPN     | NO     | Flush           | 400Hz              |
| LM12-3002NBT  | 2mm                | DC6-36V           | NPN     | NC     | Flush           | 400Hz              |
| LM12-3002NCT  | 2mm                | DC6-36V           | NPN     | NO+NC  | Flush           | 400Hz              |
| LM12-3002PAT  | 2mm                | DC6-36V           | PNP     | NO     | Flush           | 400Hz              |
| LM12-3002PBT  | 2mm                | DC6-36V           | PNP     | NC     | Flush           | 400Hz              |
| LM12-3002PCT  | 2mm                | DC6-36V           | PNP     | NO+NC  | Flush           | 400Hz              |
| LM12-3002LAT  | 2mm                | DC6-36V           | Twoline | NO     | Flush           | 400Hz              |
| LM12-3002LBT  | 2mm                | DC6-36V           | Twoline | NC     | Flush           | 400Hz              |
| LM12-2002AT   | 2mm                | AC90-250V         | SCR     | NO     | Flush           | 10Hz               |
| LM12-2002BT   | 2mm                | AC90-250V         | SCR     | NC     | Flush           | 10Hz               |
| LM12-3004NAT  | 4mm                | DC6-36V           | NPN     | NO     | Non-flush       | 400Hz              |
| LM12-3004NBT  | 4mm                | DC6-36V           | NPN     | NC     | Non-flush       | 400Hz              |
| LM12-3004NCT  | 4mm                | DC6-36V           | NPN     | NO+NC  | Non-flush       | 400Hz              |
| LM12-3004PAT  | 4mm                | DC6-36V           | PNP     | NO     | Non-flush       | 400Hz              |
| LM12-3004PBT  | 4mm                | DC6-36V           | PNP     | NC     | Non-flush       | 400Hz              |
| LM12-3004PCT  | 4mm                | DC6-36V           | PNP     | NO+NC  | Non-flush       | 400Hz              |
| LM12-3004LAT  | 4mm                | DC6-36V           | Twoline | NO     | Non-flush       | 400Hz              |
| LM12-3004LBT  | 4mm                | DC6-36V           | Twoline | NC     | Non-flush       | 400Hz              |
| LM12-2004AT   | 4mm                | AC90-250V         | SCR     | NO     | Non-flush       | 10Hz               |
| LM12-2004BT   | 4mm                | AC90-250V         | SCR     | NC     | Non-flush       | 10Hz               |
| LM12-3002NAT3 | 2mm                | DC6-36V           | NPN     | NO     | Flush           | 400Hz              |
| LM12-3002NBT3 | 2mm                | DC6-36V           | NPN     | NC     | Flush           | 400Hz              |
| LM12-3002NCT3 | 2mm                | DC6-36V           | NPN     | NO+NC  | Flush           | 400Hz              |
| LM12-3002PAT3 | 2mm                | DC6-36V           | PNP     | NO     | Flush           | 400Hz              |
| LM12-3002PBT3 | 2mm                | DC6-36V           | PNP     | NC     | Flush           | 400Hz              |
| LM12-3002PCT3 | 2mm                | DC6-36V           | PNP     | NO+NC  | Flush           | 400Hz              |
| LM12-3002LAT3 | 2mm                | DC6-36V           | Twoline | NO     | Flush           | 400Hz              |
| LM12-3002LBT3 | 2mm                | DC6-36V           | Twoline | NC     | Flush           | 400Hz              |
| LM12-2002AT3  | 2mm                | AC90-250V         | SCR     | NO     | Flush           | 10Hz               |
| LM12-2002BT3  | 2mm                | AC90-250V         | SCR     | NC     | Flush           | 10Hz               |
| LM12-3004NAT3 | 4mm                | DC6-36V           | NPN     | NO     | Non-flush       | 400Hz              |
| LM12-3004NBT3 | 4mm                | DC6-36V           | NPN     | NC     | Non-flush       | 400Hz              |
| LM12-3004NCT3 | 4mm                | DC6-36V           | NPN     | NO+NC  | Non-flush       | 400Hz              |
| LM12-3004PAT3 | 4mm                | DC6-36V           | PNP     | NO     | Non-flush       | 400Hz              |
| LM12-3004PBT3 | 4mm                | DC6-36V           | PNP     | NC     | Non-flush       | 400Hz              |
| LM12-3004PCT3 | 4mm                | DC6-36V           | PNP     | NO+NC  | Non-flush       | 400Hz              |
| LM12-3004LAT3 | 4mm                | DC6-36V           | Twoline | NO     | Non-flush       | 400Hz              |
| LM12-3004LBT3 | 4mm                | DC6-36V           | Twoline | NC     | Non-flush       | 400Hz              |
| LM12-2004AT3  | 4mm                | AC90-250V         | SCR     | NO     | Non-flush       | 10Hz               |
| LM12-2004BT3  | 4mm                | AC90-250V         | SCR     | NC     | Non-flush       | 10Hz               |
| LM18-3005NAT  | 5mm                | DC6-36V           | NPN     | NO     | Flush           | 200Hz              |
| LM18-3005NBT  | 5mm                | DC6-36V           | NPN     | NC     | Flush           | 200Hz              |
| LM18-3005NCT  | 5mm                | DC6-36V           | NPN     | NO+NC  | Flush           | 200Hz              |
| LM18-3005PAT  | 5mm                | DC6-36V           | PNP     | NO     | Flush           | 200Hz              |
| LM18-3005PBT  | 5mm                | DC6-36V           | PNP     | NC     | Flush           | 200Hz              |
| LM18-3005PCT  | 5mm                | DC6-36V           | PNP     | NO+NC  | Flush           | 200Hz              |
| LM18-3005LAT  | 5mm                | DC6-36V           | Twoline | NO     | Flush           | 200Hz              |
| LM18-3005LBT  | 5mm                | DC6-36V           | Twoline | NC     | Flush           | 200Hz              |
| LM18-2005AT   | 5mm                | AC90-250V         | SCR     | NO     | Flush           | 10Hz               |
| LM18-2005BT   | 5mm                | AC90-250V         | SCR     | NC     | Flush           | 10Hz               |
| LM18-3008NAT  | 8mm                | DC6-36V           | NPN     | NO     | Non-flush       | 200Hz              |
| LM18-3008NBT  | 8mm                | DC6-36V           | NPN     | NC     | Non-flush       | 200Hz              |
| LM18-3008NCT  | 8mm                | DC6-36V           | NPN     | NO+NC  | Non-flush       | 200Hz              |
| LM18-3008PAT  | 8mm                | DC6-36V           | PNP     | NO     | Non-flush       | 200Hz              |
| LM18-3008PBT  | 8mm                | DC6-36V           | PNP     | NC     | Non-flush       | 200Hz              |
| LM18-3008PCT  | 8mm                | DC6-36V           | PNP     | NO+NC  | Non-flush       | 200Hz              |
| LM18-3008LAT  | 8mm                | DC6-36V           | Twoline | NO     | Non-flush       | 200Hz              |
| LM18-3008LBT  | 8mm                | DC6-36V           | Twoline | NC     | Non-flush       | 200Hz              |
| LM18-2008AT   | 8mm                | AC90-250V         | SCR     | NO     | Non-flush       | 10Hz               |
| LM18-2008BT   | 8mm                | AC90-250V         | SCR     | NC     | Non-flush       | 10Hz               |

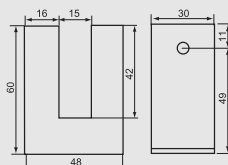
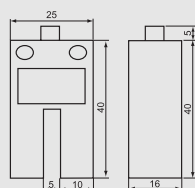
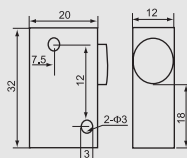
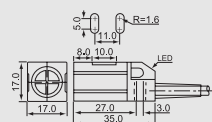
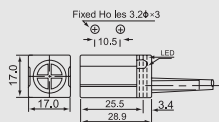


| Model No.     | Detection distance | Operating voltage | Output  |        | Mounting method | Response frequency |
|---------------|--------------------|-------------------|---------|--------|-----------------|--------------------|
|               |                    |                   | Method  | Status |                 |                    |
| LM18-3005NAT3 | 5mm                | DC6-36V           | NPN     | NO     | Flush           | 200Hz              |
| LM18-3005NBT3 | 5mm                | DC6-36V           | NPN     | NC     | Flush           | 200Hz              |
| LM18-3005NCT3 | 5mm                | DC6-36V           | NPN     | NO+NC  | Flush           | 200Hz              |
| LM18-3005PAT3 | 5mm                | DC6-36V           | PNP     | NO     | Flush           | 200Hz              |
| LM18-3005PBT3 | 5mm                | DC6-36V           | PNP     | NC     | Flush           | 200Hz              |
| LM18-3005PCT3 | 5mm                | DC6-36V           | PNP     | NO+NC  | Flush           | 200Hz              |
| LM18-3005LAT3 | 8mm                | DC6-36V           | Twoline | NO     | Flush           | 200Hz              |
| LM18-3005LBT3 | 5mm                | DC6-36V           | Twoline | NC     | Flush           | 200Hz              |
| LM18-2005AT3  | 5mm                | AC90-250V         | SCR     | NO     | Flush           | 10Hz               |
| LM18-2005BT3  | 5mm                | AC90-250V         | SCR     | NC     | Flush           | 10Hz               |
| LM18-3008NAT3 | 8mm                | DC6-36V           | NPN     | NO     | Non-flush       | 200Hz              |
| LM18-3008NBT3 | 8mm                | DC6-36V           | NPN     | NC     | Non-flush       | 200Hz              |
| LM18-3008NCT3 | 8mm                | DC6-36V           | NPN     | NO+NC  | Non-flush       | 200Hz              |
| LM18-3008PAT3 | 8mm                | DC6-36V           | PNP     | NO     | Non-flush       | 200Hz              |
| LM18-3008PBT3 | 8mm                | DC6-36V           | PNP     | NC     | Non-flush       | 200Hz              |
| LM18-3008PCT3 | 8mm                | DC6-36V           | PNP     | NO+NC  | Non-flush       | 200Hz              |
| LM18-3008LAT3 | 8mm                | DC6-36V           | Twoline | NO     | Non-flush       | 200Hz              |
| LM18-3008LBT3 | 8mm                | DC6-36V           | Twoline | NC     | Non-flush       | 200Hz              |
| LM18-2008AT3  | 8mm                | AC90-250V         | SCR     | NO     | Non-flush       | 10Hz               |
| LM18-2008BT3  | 8mm                | AC90-250V         | SCR     | NC     | Non-flush       | 10Hz               |
| LM22-3007NAT  | 7mm                | DC6-36V           | NPN     | NO     | Flush           | 200Hz              |
| LM22-3007NBT  | 7mm                | DC6-36V           | NPN     | NC     | Flush           | 200Hz              |
| LM22-3007NCT  | 7mm                | DC6-36V           | NPN     | NO+NC  | Flush           | 200Hz              |
| LM22-3007PAT  | 7mm                | DC6-36V           | PNP     | NO     | Flush           | 200Hz              |
| LM22-3007PBT  | 7mm                | DC6-36V           | PNP     | NC     | Flush           | 200Hz              |
| LM22-3007PCT  | 7mm                | DC6-36V           | PNP     | NO+NC  | Flush           | 200Hz              |
| LM22-3007LAT  | 7mm                | DC6-36V           | Twoline | NO     | Flush           | 200Hz              |
| LM22-3007LBT  | 7mm                | DC6-36V           | Twoline | NC     | Flush           | 200Hz              |
| LM22-2007AT   | 7mm                | AC90-250V         | SCR     | NO     | Flush           | 10Hz               |
| LM22-2007BT   | 7mm                | AC90-250V         | SCR     | NC     | Flush           | 10Hz               |
| LM22-3010NAT  | 10mm               | DC6-36V           | NPN     | NO     | Non-flush       | 200Hz              |
| LM22-3010NBT  | 10mm               | DC6-36V           | NPN     | NC     | Non-flush       | 200Hz              |
| LM22-3010NCT  | 10mm               | DC6-36V           | NPN     | NO+NC  | Non-flush       | 200Hz              |
| LM22-3010PAT  | 10mm               | DC6-36V           | PNP     | NO     | Non-flush       | 200Hz              |
| LM22-3010PBT  | 10mm               | DC6-36V           | PNP     | NC     | Non-flush       | 200Hz              |
| LM22-3010PCT  | 10mm               | DC6-36V           | PNP     | NO+NC  | Non-flush       | 200Hz              |
| LM22-3010LAT  | 10mm               | DC6-36V           | Twoline | NO     | Non-flush       | 200Hz              |
| LM22-3010LBT  | 10mm               | DC6-36V           | Twoline | NC     | Non-flush       | 200Hz              |
| LM22-2010AT   | 10mm               | AC90-250V         | SCR     | NO     | Non-flush       | 10Hz               |
| LM22-2010BT   | 10mm               | AC90-250V         | SCR     | NC     | Non-flush       | 10Hz               |
| LM22-3007NAT3 | 7mm                | DC6-36V           | NPN     | NO     | Flush           | 200Hz              |
| LM22-3007NBT3 | 7mm                | DC6-36V           | NPN     | NC     | Flush           | 200Hz              |
| LM22-3007NCT3 | 7mm                | DC6-36V           | NPN     | NO+NC  | Flush           | 200Hz              |
| LM22-3007PAT3 | 7mm                | DC6-36V           | PNP     | NO     | Flush           | 200Hz              |
| LM22-3007PBT3 | 7mm                | DC6-36V           | PNP     | NC     | Flush           | 200Hz              |
| LM22-3007PCT3 | 7mm                | DC6-36V           | PNP     | NO+NC  | Flush           | 200Hz              |
| LM22-3007LAT3 | 7mm                | DC6-36V           | Twoline | NO     | Flush           | 200Hz              |
| LM22-3007LBT3 | 7mm                | DC6-36V           | Twoline | NC     | Flush           | 200Hz              |
| LM22-2007AT3  | 7mm                | AC90-250V         | SCR     | NO     | Flush           | 10Hz               |
| LM22-2007BT3  | 7mm                | AC90-250V         | SCR     | NC     | Flush           | 10Hz               |
| LM22-3010NAT3 | 10mm               | DC6-36V           | NPN     | NO     | Non-flush       | 200Hz              |
| LM22-3010NBT3 | 10mm               | DC6-36V           | NPN     | NC     | Non-flush       | 200Hz              |
| LM22-3010NCT3 | 10mm               | DC6-36V           | NPN     | NO+NC  | Non-flush       | 200Hz              |
| LM22-3010PAT3 | 10mm               | DC6-36V           | PNP     | NO     | Non-flush       | 200Hz              |
| LM22-3010PBT3 | 10mm               | DC6-36V           | PNP     | NC     | Non-flush       | 200Hz              |
| LM22-3010PCT3 | 10mm               | DC6-36V           | PNP     | NO+NC  | Non-flush       | 200Hz              |
| LM22-3010LAT3 | 10mm               | DC6-36V           | Twoline | NO     | Non-flush       | 200Hz              |
| LM22-3010LBT3 | 10mm               | DC6-36V           | Twoline | NC     | Non-flush       | 200Hz              |
| LM22-2010AT3  | 10mm               | AC90-250V         | SCR     | NO     | Non-flush       | 10Hz               |
| LM22-2010BT3  | 10mm               | AC90-250V         | SCR     | NC     | Non-flush       | 10Hz               |

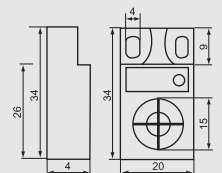
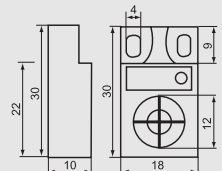
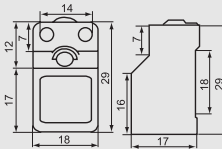
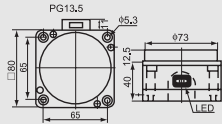


| ModelNo.      | Detection distance | Operating voltage | Output  |        | Mounting method | Response frequency |
|---------------|--------------------|-------------------|---------|--------|-----------------|--------------------|
|               |                    |                   | Method  | Status |                 |                    |
| LM30-3010NAT  | 10mm               | DC6-36V           | NFN     | NO     | Flush           | 200Hz              |
| LM30-3010NBT  | 10mm               | DC6-36V           | NFN     | NC     | Flush           | 200Hz              |
| LM30-3010NCT  | 10mm               | DC6-36V           | NFN     | NO+NC  | Flush           | 200Hz              |
| LM30-3010PAT  | 10mm               | DC6-36V           | PNP     | NO     | Flush           | 200Hz              |
| LM30-3010PBT  | 10mm               | DC6-36V           | PNP     | NC     | Flush           | 200Hz              |
| LM30-3010PCT  | 10mm               | DC6-36V           | PNP     | NO+NC  | Flush           | 200Hz              |
| LM30-3010LAT  | 10mm               | DC6-36V           | Twoline | NO     | Flush           | 200Hz              |
| LM30-3010LBT  | 10mm               | DC6-36V           | Twoline | NC     | Flush           | 200Hz              |
| LM30-2010AT   | 10mm               | AC90-250V         | SCR     | NO     | Flush           | 10Hz               |
| LM30-2010BT   | 10mm               | AC90-250V         | SCR     | NC     | Flush           | 10Hz               |
| LM30-3015NAT  | 15mm               | DC6-36V           | NFN     | NO     | Non-flush       | 200Hz              |
| LM30-3015NBT  | 15mm               | DC6-36V           | NFN     | NC     | Non-flush       | 200Hz              |
| LM30-3015NCT  | 15mm               | DC6-36V           | NFN     | NO+NC  | Non-flush       | 200Hz              |
| LM30-3015PAT  | 15mm               | DC6-36V           | PNP     | NO     | Non-flush       | 200Hz              |
| LM30-3015PBT  | 15mm               | DC6-36V           | PNP     | NC     | Non-flush       | 200Hz              |
| LM30-3015PCT  | 15mm               | DC6-36V           | PNP     | NO+NC  | Non-flush       | 200Hz              |
| LM30-3015LAT  | 15mm               | DC6-36V           | Twoline | NO     | Non-flush       | 200Hz              |
| LM30-3015LBT  | 15mm               | DC6-36V           | Twoline | NC     | Non-flush       | 200Hz              |
| LM30-2015AT   | 15mm               | AC90-250V         | SCR     | Nb     | Non-flush       | 10Hz               |
| LM30-2015BT   | 15mm               | AC90-250V         | SCR     | NC     | Non-flush       | 10Hz               |
| LM30-3010NAT3 | 10mm               | DC6-36V           | NFN     | NO     | Flush           | 200Hz              |
| LM30-3010NBT3 | 10mm               | DC6-36V           | NFN     | NC     | Flush           | 200Hz              |
| LM30-3010NCT3 | 10mm               | DC6-36V           | NFN     | NO+NC  | Flush           | 200Hz              |
| LM30-3010PAT3 | 10mm               | DC6-36V           | PNP     | NO     | Flush           | 200Hz              |
| LM30-3010PBT3 | 10mm               | DC6-36V           | PNP     | NC     | Flush           | 200Hz              |
| LM30-3010PCT3 | 10mm               | DC6-36V           | PNP     | NO+NC  | Flush           | 200Hz              |
| LM30-3010LAT3 | 10mm               | DC6-36V           | Twoline | NO     | Flush           | 200Hz              |
| LM30-3010LBT3 | 10mm               | DC6-36V           | Twoline | NC     | Flush           | 200Hz              |
| LM30-2010AT3  | 10mm               | AC90-250V         | SCR     | NO     | Flush           | 10Hz               |
| LM30-2010BT3  | 10mm               | AC90-250V         | SCR     | NC     | Flush           | 10Hz               |
| LM30-3015NAT3 | 15mm               | DC6-36V           | NFN     | NO     | Non-flush       | 200Hz              |
| LM30-3015NBT3 | 15mm               | DC6-36V           | NFN     | NC     | Non-flush       | 200Hz              |
| LM30-3015NCT3 | 15mm               | DC6-36V           | NFN     | NO+NC  | Non-flush       | 200Hz              |
| LM30-3015PAT3 | 15mm               | DC6-36V           | PNP     | NO     | Non-flush       | 200Hz              |
| LM30-3015PBT3 | 15mm               | DC6-36V           | PNP     | NC     | Non-flush       | 200Hz              |
| LM30-3015PCT3 | 15mm               | DC6-36V           | PNP     | NO+NC  | Non-flush       | 200Hz              |
| LM30-3015LAT3 | 15mm               | DC6-36V           | Twoline | NO     | Non-flush       | 200Hz              |
| LM30-3015LBT3 | 15mm               | DC6-36V           | Twoline | NC     | Non-flush       | 200Hz              |
| LM30-2015AT3  | 15mm               | AC90-250V         | SCR     | Nb     | Non-flush       | 10Hz               |
| LM30-2015BT3  | 15mm               | AC90-250V         | SCR     | NC     | Non-flush       | 10Hz               |
| LM6-3001NA    | 1mm                | DC6-36V           | NFN     | NO     | Flush           | 500Hz              |
| LM6-3001NB    | 1mm                | DC6-36V           | NFN     | NC     | Flush           | 500Hz              |
| LM6-3001PA    | 1mm                | DC6-36V           | PNP     | NO     | Flush           | 500Hz              |
| LM6-3001PB    | 1mm                | DC6-36V           | PNP     | NC     | Flush           | 500Hz              |
| LM6-3001LA    | 1mm                | DC6-36V           | Twoline | NO     | Flush           | 500Hz              |
| LM6-3001LB    | 1mm                | DC6-36V           | Twoline | NC     | Flush           | 500Hz              |
| LM6-3002NA    | 1.5mm              | DC6-36V           | NFN     | NO     | Non-flush       | 500Hz              |
| LM6-3002NB    | 1.5mm              | DC6-36V           | NFN     | NC     | Non-flush       | 500Hz              |
| LM6-3002PA    | 1.5mm              | DC6-36V           | PNP     | NO     | Non-flush       | 500Hz              |
| LM6-3002PB    | 1.5mm              | DC6-36V           | PNP     | NC     | Non-flush       | 500Hz              |
| LM6-3002LA    | 1.5mm              | DC6-36V           | Twoline | NO     | Non-flush       | 500Hz              |
| LM6-3002LB    | 1.5mm              | DC6-36V           | Twoline | NC     | Non-flush       | 500Hz              |
| LM06-3001NA   | 1mm                | DC6-36V           | NFN     | NO     | Flush           | 500Hz              |
| LM06-3001PA   | 1mm                | DC6-36V           | PNP     | NO     | Flush           | 500Hz              |

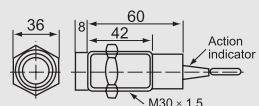
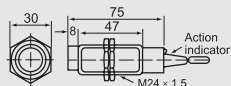
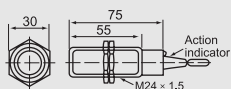
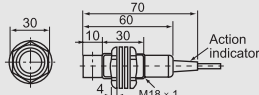
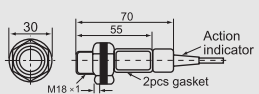
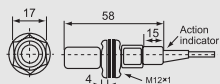




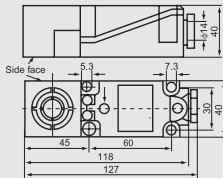
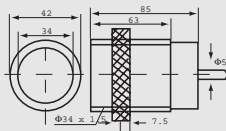
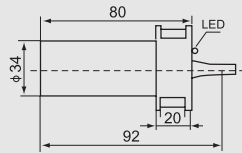
| Model No.    | Detection distance | Operating voltage | Output  |        | Mounting method | Response frequency |
|--------------|--------------------|-------------------|---------|--------|-----------------|--------------------|
|              |                    |                   | Method  | Status |                 |                    |
| LMF4-3005NA  | 5mm                | DC6-36V           | NPN     | NO     | Flush           | 300Hz              |
| LMF4-3005NB  | 5mm                | DC6-36V           | NPN     | NC     | Flush           | 300Hz              |
| LMF4-3005NC  | 5mm                | DC6-36V           | NPN     | NO+NC  | Flush           | 300Hz              |
| LMF4-3005PA  | 5mm                | DC6-36V           | PNP     | NO     | Flush           | 300Hz              |
| LMF4-3005PB  | 5mm                | DC6-36V           | PNP     | NC     | Flush           | 300Hz              |
| LMF4-3005PC  | 5mm                | DC6-36V           | PNP     | NO+NC  | Flush           | 300Hz              |
| LMF4-3005LA  | 5mm                | DC6-36V           | Twoline | NO     | Flush           | 300Hz              |
| LMF4-3005LB  | 5mm                | DC6-36V           | Twoline | NC     | Flush           | 300Hz              |
| LMF11-3005NA | 5mm                | DC6-36V           | NPN     | NO     | Flush           | 500Hz              |
| LMF11-3005NB | 5mm                | DC6-36V           | NPN     | NC     | Flush           | 500Hz              |
| LMF11-3005NC | 5mm                | DC6-36V           | NPN     | NO+NC  | Flush           | 500Hz              |
| LMF11-3005PA | 5mm                | DC6-36V           | PNP     | NO     | Flush           | 500Hz              |
| LMF11-3005PB | 5mm                | DC6-36V           | PNP     | NC     | Flush           | 500Hz              |
| LMF11-3005PC | 5mm                | DC6-36V           | PNP     | NO+NC  | Flush           | 500Hz              |
| LMF11-3005LA | 5mm                | DC6-36V           | Twoline | NO     | Flush           | 500Hz              |
| LMF11-3005LB | 5mm                | DC6-36V           | Twoline | NC     | Flush           | 500Hz              |
| LMF21-3004NA | 4mm                | DC6-36V           | NPN     | NO     | Non-flush       | 500Hz              |
| LMF21-3004NB | 4mm                | DC6-36V           | NPN     | NC     | Non-flush       | 500Hz              |
| LMF21-3004PA | 4mm                | DC6-36V           | PNP     | NO     | Non-flush       | 500Hz              |
| LMF21-3004PB | 4mm                | DC6-36V           | PNP     | NC     | Non-flush       | 500Hz              |
| LMF21-3004LA | 4mm                | DC6-36V           | Twoline | NO     | Non-flush       | 500Hz              |
| LMF14-3005NA | 5mm                | DC6-36V           | NPN     | NO     | Non-flush       | 500Hz              |
| LMF14-3005NB | 5mm                | DC6-36V           | NPN     | NC     | Non-flush       | 500Hz              |
| LMF14-3005NC | 5mm                | DC6-36V           | NPN     | NO+NC  | Non-flush       | 500Hz              |
| LMF14-3005PA | 5mm                | DC6-36V           | PNP     | NO     | Non-flush       | 500Hz              |
| LMF14-3005PB | 5mm                | DC6-36V           | PNP     | NC     | Non-flush       | 500Hz              |
| LMF14-3005PC | 5mm                | DC6-36V           | PNP     | NO+NC  | Non-flush       | 500Hz              |
| LMF14-3005LA | 5mm                | DC6-36V           | Twoline | NO     | Non-flush       | 500Hz              |
| LMF14-2005A  | 5mm                | AC90-250V         | SCR     | NO     | Non-flush       | 10Hz               |
| LMF14-2005B  | 5mm                | AC90-250V         | SCR     | NC     | Non-flush       | 10Hz               |
| LMF27-3015NA | 15mm               | DC6-36V           | NPN     | NO     | Non-flush       | 300Hz              |
| LMF27-3015NB | 15mm               | DC6-36V           | NPN     | NC     | Non-flush       | 300Hz              |
| LMF27-3015NC | 15mm               | DC6-36V           | NPN     | NO+NC  | Non-flush       | 300Hz              |
| LMF27-3015PA | 15mm               | DC6-36V           | PNP     | NO     | Non-flush       | 300Hz              |
| LMF27-3015PB | 15mm               | DC6-36V           | PNP     | NC     | Non-flush       | 300Hz              |
| LMF27-3015PC | 15mm               | DC6-36V           | PNP     | NO+NC  | Non-flush       | 300Hz              |
| LMF27-3015LA | 15mm               | DC6-36V           | Twoline | NO     | Non-flush       | 300Hz              |
| LMF27-2015A  | 15mm               | AC90-250V         | SCR     | NO     | Non-flush       | 10Hz               |
| LMF27-2015B  | 15mm               | AC90-250V         | SCR     | NC     | Non-flush       | 10Hz               |



| Model No.     | Detection distance | Operating voltage | Output  |        | Mounting method | Response frequency |
|---------------|--------------------|-------------------|---------|--------|-----------------|--------------------|
|               |                    |                   | Method  | Status |                 |                    |
| LMF380-3040NA | 40mm               | DC6-36V           | NFN     | NO     | Non-flush       | 500Hz              |
| LMF380-3040NB | 40mm               | DC6-36V           | NFN     | NC     | Non-flush       | 500Hz              |
| LMF380-3040NC | 40mm               | DC6-36V           | NFN     | NO+NC  | Non-flush       | 500Hz              |
| LMF380-3040PA | 40mm               | DC6-36V           | PNP     | NO     | Non-flush       | 500Hz              |
| LMF380-3040PB | 40mm               | DC6-36V           | PNP     | NC     | Non-flush       | 500Hz              |
| LMF380-3040PC | 40mm               | DC6-36V           | PNP     | NO+NC  | Non-flush       | 500Hz              |
| LMF380-3040LA | 40mm               | DC6-36V           | Twoline | NO     | Non-flush       | 500Hz              |
| LMF380-3040LB | 40mm               | DC6-36V           | Twoline | NC     | Non-flush       | 500Hz              |
| LMF380-2040A  | 40mm               | AC90-250V         | SCR     | NO     | Non-flush       | 10Hz               |
| LMF380-2040B  | 40mm               | AC90-250V         | SCR     | NC     | Non-flush       | 10Hz               |
| LMF23-3005NA  | 5mm                | DC6-36V           | NFN     | NO     | Non-flush       | 500Hz              |
| LMF23-3005NB  | 5mm                | DC6-36V           | NFN     | NC     | Non-flush       | 500Hz              |
| LMF23-3005PA  | 5mm                | DC6-36V           | PNP     | NO     | Non-flush       | 500Hz              |
| LMF23-3005PB  | 5mm                | DC6-36V           | PNP     | NC     | Non-flush       | 500Hz              |
| LMF23-3005LA  | 5mm                | DC6-36V           | Twoline | NO     | Non-flush       | 500Hz              |
| LMF24-3004NA  | 4mm                | DC6-36V           | NFN     | NO     | flush           | 500Hz              |
| LMF24-3004NB  | 4mm                | DC6-36V           | NFN     | NC     | flush           | 500Hz              |
| LMF24-3004PA  | 4mm                | DC6-36V           | PNP     | NO     | flush           | 500Hz              |
| LMF24-3004PB  | 4mm                | DC6-36V           | PNP     | NC     | flush           | 500Hz              |
| LMF24-3004LA  | 4mm                | DC6-36V           | Twoline | NO     | flush           | 500Hz              |
| LMF24-3005NA  | 5mm                | DC6-36V           | NFN     | NO     | Non-flush       | 500Hz              |
| LMF24-3005NB  | 5mm                | DC6-36V           | NFN     | NC     | Non-flush       | 500Hz              |
| LMF24-3005PA  | 5mm                | DC6-36V           | PNP     | NO     | Non-flush       | 500Hz              |
| LMF24-3005PB  | 5mm                | DC6-36V           | PNP     | NC     | Non-flush       | 500Hz              |
| LMF25-3005NA  | 5mm                | DC6-36V           | NFN     | NO     | Non-flush       | 500Hz              |
| LMF25-3005NB  | 5mm                | DC6-36V           | NFN     | NC     | Non-flush       | 500Hz              |
| LMF25-3005NC  | 5mm                | DC6-36V           | NFN     | NO+NC  | Non-flush       | 500Hz              |
| LMF25-3005PA  | 5mm                | DC6-36V           | PNP     | NO     | Non-flush       | 500Hz              |
| LMF25-3005PB  | 5mm                | DC6-36V           | PNP     | NC     | Non-flush       | 500Hz              |
| LMF25-3005PC  | 5mm                | DC6-36V           | PNP     | NO+NC  | Non-flush       | 500Hz              |
| LMF25-3005LA  | 5mm                | DC6-36V           | Twoline | NO     | Non-flush       | 500Hz              |
| LMF25-3005LB  | 5mm                | DC6-36V           | Twoline | NC     | Non-flush       | 500Hz              |
| LMF25-2005A   | 5mm                | AC90-250V         | SCR     | NO     | Non-flush       | 10Hz               |
| LMF25-2005B   | 5mm                | AC90-250V         | SCR     | NC     | Non-flush       | 10Hz               |



| Model No.   | Detection distance | Operating voltage | Output |        | Mounting method | Response frequency |
|-------------|--------------------|-------------------|--------|--------|-----------------|--------------------|
|             |                    |                   | Method | Status |                 |                    |
| CM12-3004NA | 0.4mm              | DC6-36V           | NPN    | NO     | Non-flush       | 50Hz               |
| CM12-3004NB | 0.4mm              | DC6-36V           | NPN    | NC     | Non-flush       | 50Hz               |
| CM12-3004PA | 0.4mm              | DC6-36V           | PNP    | NO     | Non-flush       | 50Hz               |
| CM12-3004PB | 0.4mm              | DC6-36V           | PNP    | NC     | Non-flush       | 50Hz               |
| CM18-3005NA | 0.5mm              | DC6-36V           | NPN    | NO     | Flush           | 50Hz               |
| CM18-3005NB | 0.5mm              | DC6-36V           | NPN    | NC     | Flush           | 50Hz               |
| CM18-3005NC | 0.5mm              | DC6-36V           | NPN    | NO+NC  | Flush           | 50Hz               |
| CM18-3005PA | 0.5mm              | DC6-36V           | PNP    | NO     | Flush           | 50Hz               |
| CM18-3005PB | 0.5mm              | DC6-36V           | PNP    | NC     | Flush           | 50Hz               |
| CM18-3005PC | 0.5mm              | DC6-36V           | PNP    | NO+NC  | Flush           | 50Hz               |
| CM18-2005A  | 0.5mm              | AC90-250V         | SCR    | NO     | Flush           | 10Hz               |
| CM18-2005B  | 0.5mm              | AC90-250V         | SCR    | NC     | Flush           | 10Hz               |
| CM18-3008NA | 0.8mm              | DC6-36V           | NPN    | NO     | Non-flush       | 50Hz               |
| CM18-3008NB | 0.8mm              | DC6-36V           | NPN    | NC     | Non-flush       | 50Hz               |
| CM18-3008NC | 0.8mm              | DC6-36V           | NPN    | NO+NC  | Non-flush       | 50Hz               |
| CM18-3008PA | 0.8mm              | DC6-36V           | PNP    | NO     | Non-flush       | 50Hz               |
| CM18-3008PB | 0.8mm              | DC6-36V           | PNP    | NC     | Non-flush       | 50Hz               |
| CM18-3008PC | 0.8mm              | DC6-36V           | PNP    | NO+NC  | Non-flush       | 50Hz               |
| CM18-2008A  | 0.8mm              | AC90-250V         | SCR    | NO     | Non-flush       | 10Hz               |
| CM18-2008B  | 0.8mm              | AC90-250V         | SCR    | NC     | Non-flush       | 10Hz               |
| CM24-3008NA | 0.8mm              | DC6-36V           | NPN    | NO     | Flush           | 50Hz               |
| CM24-3008NB | 0.8mm              | DC6-36V           | NPN    | NC     | Flush           | 50Hz               |
| CM24-3008NC | 0.8mm              | DC6-36V           | NPN    | NO+NC  | Flush           | 50Hz               |
| CM24-3008PA | 0.8mm              | DC6-36V           | PNP    | NO     | Flush           | 50Hz               |
| CM24-3008PB | 0.8mm              | DC6-36V           | PNP    | NC     | Flush           | 50Hz               |
| CM24-3008PC | 0.8mm              | DC6-36V           | PNP    | NO+NC  | Flush           | 50Hz               |
| CM24-2008A  | 0.8mm              | AC90-250V         | SCR    | NO     | Flush           | 10Hz               |
| CM24-2008B  | 0.8mm              | AC90-250V         | SCR    | NC     | Flush           | 10Hz               |
| CM24-3012NA | 0-12mm             | DC6-36V           | NPN    | NO     | Non-flush       | 50Hz               |
| CM24-3012NB | 0-12mm             | DC6-36V           | NPN    | NC     | Non-flush       | 50Hz               |
| CM24-3012NC | 0-12mm             | DC6-36V           | NPN    | NO+NC  | Non-flush       | 50Hz               |
| CM24-3012PA | 0-12mm             | DC6-36V           | PNP    | NO     | Non-flush       | 50Hz               |
| CM24-3012PB | 0-12mm             | DC6-36V           | PNP    | NC     | Non-flush       | 50Hz               |
| CM24-3012PC | 0-12mm             | DC6-36V           | PNP    | NO+NC  | Non-flush       | 50Hz               |
| CM24-2012A  | 0-12mm             | AC90-250V         | SCR    | NO     | Non-flush       | 10Hz               |
| CM24-2012B  | 0-12mm             | AC90-250V         | SCR    | NC     | Non-flush       | 10Hz               |
| CM30-3010NA | 0-10mm             | DC6-36V           | NPN    | NO     | Flush           | 50Hz               |
| CM30-3010NB | 0-10mm             | DC6-36V           | NPN    | NC     | Flush           | 50Hz               |
| CM30-3010NC | 0-10mm             | DC6-36V           | NPN    | NO+NC  | Flush           | 50Hz               |
| CM30-3010PA | 0-10mm             | DC6-36V           | PNP    | NO     | Flush           | 50Hz               |
| CM30-3010PB | 0-10mm             | DC6-36V           | PNP    | NC     | Flush           | 50Hz               |
| CM30-3010PC | 0-10mm             | DC6-36V           | PNP    | NO+NC  | Flush           | 50Hz               |
| CM30-2010A  | 0-10mm             | AC90-250V         | SCR    | NO     | Flush           | 10Hz               |
| CM30-2010B  | 0-10mm             | AC90-250V         | SCR    | NC     | Flush           | 10Hz               |
| CM30-3015NA | 0-15mm             | DC6-36V           | NPN    | NO     | Non-flush       | 50Hz               |
| CM30-3015NB | 0-15mm             | DC6-36V           | NPN    | NC     | Non-flush       | 50Hz               |
| CM30-3015NC | 0-15mm             | DC6-36V           | NPN    | NO+NC  | Non-flush       | 50Hz               |
| CM30-3015PA | 0-15mm             | DC6-36V           | PNP    | NO     | Non-flush       | 50Hz               |
| CM30-3015PB | 0-15mm             | DC6-36V           | PNP    | NC     | Non-flush       | 50Hz               |
| CM30-3015PC | 0-15mm             | DC6-36V           | PNP    | NO+NC  | Non-flush       | 50Hz               |
| CM30-2015A  | 0-15mm             | AC90-250V         | SCR    | NO     | Non-flush       | 10Hz               |
| CM30-2015B  | 0-15mm             | AC90-250V         | SCR    | NC     | Non-flush       | 10Hz               |



| Model No.    | Detection distance | Operating voltage | Output |        | Mounting method | Response frequency |
|--------------|--------------------|-------------------|--------|--------|-----------------|--------------------|
|              |                    |                   | Method | Status |                 |                    |
| CM34-3020NA  | 0-20mm             | DC6-36V           | NFN    | NO     | Non-flush       | 50Hz               |
| CM34-3020NB  | 0-20mm             | DC6-36V           | NFN    | NC     | Non-flush       | 50Hz               |
| CM34-3020NC  | 0-20mm             | DC6-36V           | NFN    | NO+NC  | Non-flush       | 50Hz               |
| CM34-3020PA  | 0-20mm             | DC6-36V           | PNP    | NO     | Non-flush       | 50Hz               |
| CM34-3020PB  | 0-20mm             | DC6-36V           | PNP    | NC     | Non-flush       | 50Hz               |
| CM34-3020PC  | 0-20mm             | DC6-36V           | PNP    | NO+NC  | Non-flush       | 50Hz               |
| CM34-2020A   | 0-20mm             | AC90-250V         | SCR    | NO     | Non-flush       | 10Hz               |
| CM34-2020B   | 0-20mm             | AC90-250V         | SCR    | NC     | Non-flush       | 10Hz               |
| CM35-3025NA  | 0-25mm             | DC6-36V           | NFN    | NO     | Non-flush       | 50Hz               |
| CM35-3025NB  | 0-25mm             | DC6-36V           | NFN    | NC     | Non-flush       | 50Hz               |
| CM35-3025NC  | 0-25mm             | DC6-36V           | NFN    | NO+NC  | Non-flush       | 50Hz               |
| CM35-3025PA  | 0-25mm             | DC6-36V           | PNP    | NO     | Non-flush       | 50Hz               |
| CM35-3025PB  | 0-25mm             | DC6-36V           | PNP    | NC     | Non-flush       | 50Hz               |
| CM35-3025PC  | 0-25mm             | DC6-36V           | PNP    | NO+NC  | Non-flush       | 50Hz               |
| CM35-2025A   | 0-25mm             | AC90-250V         | SCR    | NO     | Non-flush       | 10Hz               |
| CM35-2025B   | 0-25mm             | AC90-250V         | SCR    | NC     | Non-flush       | 10Hz               |
| CMF37-3025NA | 0-25mm             | DC6-36V           | NFN    | NO     | Non-flush       | 50Hz               |
| CMF37-3025NB | 0-25mm             | DC6-36V           | NFN    | NC     | Non-flush       | 50Hz               |
| CMF37-3025NC | 0-25mm             | DC6-36V           | NFN    | NO+NC  | Non-flush       | 50Hz               |
| CMF37-3025PA | 0-25mm             | DC6-36V           | PNP    | NO     | Non-flush       | 50Hz               |
| CMF37-3025PB | 0-25mm             | DC6-36V           | PNP    | NC     | Non-flush       | 50Hz               |
| CMF37-3025PC | 0-25mm             | DC6-36V           | PNP    | NO+NC  | Non-flush       | 50Hz               |
| CMF37-2025A  | 0-25mm             | AC90-250V         | SCR    | NO     | Non-flush       | 10Hz               |
| CMF37-2025B  | 0-25mm             | AC90-250V         | SCR    | NC     | Non-flush       | 10Hz               |